



# Statistical Overview

Migration and Asylum 2009

Summer 2010



## Statistical Overview Migration and Asylum 2009

Published by:

The Ministry of Refugee, Immigration and Integration Affairs  
Holbergsgade 6  
DK-1057 Copenhagen K  
Denmark  
Phone: (+45) 33 92 33 80  
Fax: (+45) 33 11 12 39  
E-mail: [inm@inm.dk](mailto:inm@inm.dk)

The Danish Immigration Service  
Ryesgade 53  
DK-2100 Copenhagen Ø  
Denmark  
Phone: (+45) 35 36 66 00  
Fax: (+45) 35 36 19 16  
E-mail: [us@us.dk](mailto:us@us.dk)

Responsible editor: Director General Mr. Henrik Grunnet, the Danish Immigration Service

Manuscript completed: Summer 2010

ISSN: 1398-9030  
1903-038X (electronic)

Issue: 300

Printed by: PrinfoHolbæk-Hedehusene-Køge a/s

This publication is available at the joint website of the Ministry of Refugee, Immigration and Integration Affairs and The Danish Immigration Service [www.newtodenmark.dk](http://www.newtodenmark.dk).



**Table of content - Statistical Overview 2009**

|   |                  |
|---|------------------|
| Table of content .....  | 1                |
| Summary and overview .....  | 3-5              |
| The organisation diagram - the Danish Ministry of Refugee, Immigration and Integration Affairs .....  | 6                |
| The organisation diagram - the Danish Immigration Service .....   | 7                |
| Explanatory notes .....   | 8-14             |
| <br><b>Work .....</b>   | <br><b>15</b>    |
| Overview of the statistical reporting in relation to work .....   | 16               |
| Positive decisions on work .....  | 17               |
| Positive decisions for schemes under the Job Plan, etc. ....  | 18-19            |
| Work permits to persons from the new EU Member States .....   | 20               |
| <br><b>Study, etc. ....</b>   | <br><b>21</b>    |
| Overview of the statistical reporting in relation to study, etc. ....   | 22               |
| Positive decisions on study, etc. ....  | 23-24            |
| Residence permits granted for educational purposes .....  | 25               |
| Residence permits for au pair persons .....   | 26               |
| <br><b>EU/EEA .....</b>   | <br><b>27</b>    |
| Decisions on EU/EEA residence cards and certificates .....  | 28-30            |
| <br><b>Family reunification, etc. ....</b>  | <br><b>31</b>    |
| Overview of the statistical reporting in relation to family reunification, etc. ....  | 32               |
| Applications for family reunification .....   | 33               |
| Decisions on family reunification .....   | 34               |
| Applications and decisions on family reunification under the EU rules to Danish nationals .....   | 35-36            |
| <br><b>Asylum, etc. ....</b>  | <br><b>37</b>    |
| Asylum applications .....   | 38               |
| Positive decisions on asylum .....  | 39               |
| Unaccompanied minor asylum-seekers .....  | 40               |
| <br><b>Visa .....</b>   | <br><b>41</b>    |
| Visa applications and decisions .....   | 42               |
| <br><b>Danish citizenship .....</b>   | <br><b>43</b>    |
| Danish citizenship .....  | 44               |
| <br><b>Annexes .....</b>  | <br><b>45-62</b> |
| Detailed tables by nationality and years on immigration and asylum, as well as tables on migration, stocks of immigrants and their descendants, and non-nationals in Denmark. |                  |

**Fact sheets (mid-pages)**

Extract of the Danish Aliens Act (section 1 - 9) and the EU Residence Order (section 1 - 13)



## Statistical Overview

*The aim of this overview is to present a number of key figures regarding migration and asylum. For a monthly update of the main figures in this publication, reference is made to the joint website of the Ministry of Refugee, Immigration and Integration Affairs and the Danish Immigration Service [www.newtodenmark.dk](http://www.newtodenmark.dk). This manuscript was completed during the Summer of 2010.*

2009

## Summary

### Migratory and Asylum trends 2009

The number of residence permits, etc. decreased from 2008 to 2009, and the level of issued residence permits of 2009 approached the level of 2007. In 2009 a total number of 56.897 permits were granted, compared to 69.277 permits in 2008 - a decline of approximately 18 percent.

The largest nationalities in 2009 were (in persons): Poland (6.221), China (3.888), Germany (3.624), USA (3.353), and Ukraine (3.262).

### Continued rise in the number of skilled migrants

The number of highly educated foreigners who have been granted permission to work in Denmark as part of the Schemes under the Job Plan, etc. increased from 2.624 permits in 2008 to 3.616 in 2009. This is an increase of approximately 38 percent. Most of these permits were granted according to the Pay Limit Scheme and the Greencard Scheme.

IT-specialists were the largest group among the professional fields under the Pay Limit Scheme. Approximately 40 percent of all permits issued according to Schemes under the Job Plan, etc. were granted to Indian nationals.

The number of granted permits to other wage-earners and self-employed decreased from 3.109 permits in 2008 to 2.897 permits in 2009.

### EU/EEA citizens - decrease in the number of labour migrants, increase in the number coming to study

The number of residence cards and registration certificates issued to EU/EEA citizens decreased from 30.544 in 2008 to 24.305 in 2009. The decrease is mainly due to a drop from 9.239 in 2008 to 3.745 in the number of registration certificates to persons from Poland issued for the purpose of work. The number of registration certificates issued for study purposes increased from 2008 to 2009.

The national transitional rules for the new EU Member States, Bulgaria, Czech Republic, Estonia, Hungary, Latvia, Lithuania, Poland, Romania, Slovakia, and Slovenia, were abolished as of 1 May 2009. All citizens from the EU Member States now have equal access to reside in Denmark for the purpose of work.

### Still many foreign students at Danish universities

The number of foreigners, who wish to study at an institution related to Universities Denmark remained almost unchanged with 2.402 residence permits in 2008 and 2.434 residence permits in 2009.

The number of residence permits to foreign students following a higher education at other institutions decreased by approximately 22 percent in 2009 compared to 2008. Permits were primarily granted to students from USA and China.

### Increase in the number of residence permits granted for family reunification

In the area of family reunification there was an increase in the number of granted residence permits from 3.749 in 2008 to 4.479 in 2009. The rejection rate in the first instance increased from approximately 25 percent in 2008 to 33 percent in 2009. The year was marked by a large amount of refusals in some complicated cases.

The three largest nationalities in the area of family reunification in 2009 were Thailand (652), Turkey (440), and the Philippines (333) corresponding to approximately 32 percent of the total number of family reunifications in 2009.

## Statistical Overview

### Increase in the number of asylum applications

The number of asylum applications increased by approximately 60 percent from 2.409 in 2008 to 3.855 in 2009. The largest nationalities in 2009 were by large the same as in 2008, however the number of Iraqi asylum seekers decreased around 45 percent from 562 in 2008 to 309 in 2009.

The main countries of origin of asylum applicants in 2009 were Afghanistan (1.059), Syria (383), Russia (341), Iran (334), and Iraq (309).

The number of unaccompanied minor asylum-seekers increased by approximately 75 percent from 302 in 2008 to 529 in 2009. Approximately 73 percent of the unaccompanied minors came from Afghanistan (mainly boys aged 15-17 years).

The recognition rate in asylum cases processed in the Danish Immigration Service was 44 percent in 2009, compared with 45 percent in 2008 (excl. Iraqi interpreters and their families).

### Overview of all residence permits, etc. granted in Denmark 2004 - 2009

| Category   | 2004          | 2005          | 2006          | 2007          | 2008          | 2009          | % in 2009   |
|--|---------------|---------------|---------------|---------------|---------------|---------------|-------------|
| <b>Work (A)</b>  | <b>5.581</b>  | <b>8.915</b>  | <b>15.396</b> | <b>21.440</b> | <b>12.638</b> | <b>9.168</b>  | <b>16%</b>  |
| - of which Schemes under the Job Plan, etc.                      | 447           | 609           | 900           | 1.745         | 2.624         | 3.616         | 6%          |
| - of which specialists, etc.                                     | 287           | 332           | 450           | 314           | 144           | 15            | <1%         |
| - of which other wage-earners and self-employed                  | 1.469         | 1.513         | 1.849         | 3.464         | 3.109         | 2.897         | 5%          |
| - of which work permits to persons from the new EU Member States | 2.097         | 4.923         | 10.353        | 13.773        | 4.459         | 292           | <1%         |
| <b>Study, etc. (B)</b>   | <b>14.306</b> | <b>16.073</b> | <b>13.052</b> | <b>16.083</b> | <b>20.235</b> | <b>16.837</b> | <b>30%</b>  |
| - of which education   | 6.221         | 6.854         | 5.043         | 6.031         | 7.358         | 6.145         | 11%         |
| - of which interns   | 1.537         | 1.916         | 2.620         | 3.221         | 3.142         | 2.160         | 4%          |
| - of which au pair   | 1.500         | 1.471         | 1.793         | 2.207         | 2.937         | 2.773         | 5%          |
| <b>EU/EEA (C)</b>  | <b>7.904</b>  | <b>9.916</b>  | <b>12.802</b> | <b>14.620</b> | <b>30.544</b> | <b>24.305</b> | <b>43%</b>  |
| - of which wage-earners  | 2.147         | 2.516         | 3.684         | 4.532         | 17.837        | 11.019        | 19%         |
| - of which education   | 3.815         | 4.593         | 5.753         | 5.996         | 6.817         | 7.974         | 14%         |
| - of which to family members of an EU/EEA national               | 924           | 1.642         | 1.941         | 2.980         | 4.773         | 3.824         | 7%          |
| <b>Family reunification, etc. (D)</b>                            | <b>4.718</b>  | <b>4.341</b>  | <b>4.198</b>  | <b>5.148</b>  | <b>4.407</b>  | <b>5.211</b>  | <b>9%</b>   |
| Family reunification *   | 3.832         | 3.522         | 3.582         | 4.454         | 3.749         | 4.479         | 8%          |
| - of which spouses and cohabitants                               | 2.344         | 2.498         | 2.787         | 3.616         | 3.071         | 3.662         | 6%          |
| Other residence cases  | 886           | 819           | 616           | 694           | 658           | 732           | 1%          |
| <b>Asylum, etc. ** (E)</b>                                       | <b>1.592</b>  | <b>1.147</b>  | <b>1.095</b>  | <b>1.278</b>  | <b>1.453</b>  | <b>1.376</b>  | <b>2%</b>   |
| Refugee status **  | 1.045         | 853           | 838           | 1.013         | 1.242         | 1.279         | 2%          |
| - of which Geneva Convention status                              | 278           | 167           | 201           | 70            | 311           | 414           | <1%         |
| - of which B-status/De facto-status **                           | 229           | 202           | 107           | 403           | 367           | 413           | <1%         |
| - of which quota refugees  | 498           | 483           | 530           | 472           | 564           | 452           | <1%         |
| Other status   | 547           | 294           | 257           | 265           | 211           | 97            | <1%         |
| - of which humanitarian residence permits                        | 351           | 186           | 216           | 223           | 157           | 55            | <1%         |
| <b>Total (A+B+C+D+E)</b>   | <b>34.101</b> | <b>40.392</b> | <b>46.543</b> | <b>58.569</b> | <b>69.277</b> | <b>56.897</b> | <b>100%</b> |

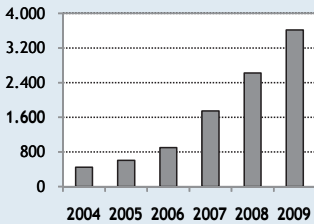
\* Including permits for family reunification to Danish citizens according to the EU rules.

\*\* Including 308 permits (B-status) to Iraqi interpreters etc. in 2007 and 83 in 2008.

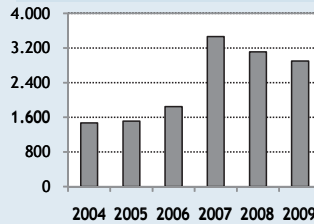
**Note:** The overview above with all residence permits, etc. does not directly reflect the actual level of immigration to Denmark. Over time an individual can be stated several times in the statistics (double counting). There can also be cases where a residence permit is not used, because the person concerned never enters the country.

Overview over a number of key figures 2004 - 2009

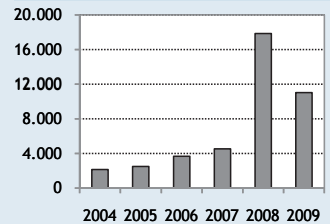
Schemes under the Job Plan, etc.



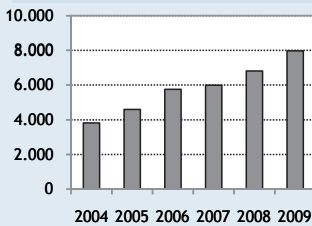
Other wage-earners and self-employed



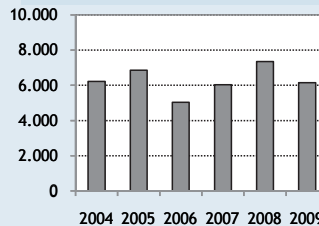
EU/EEA wage-earners



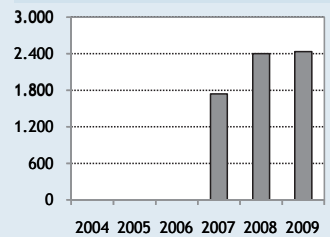
EU/EEA education



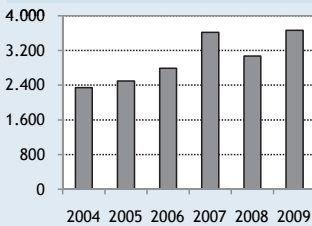
Education



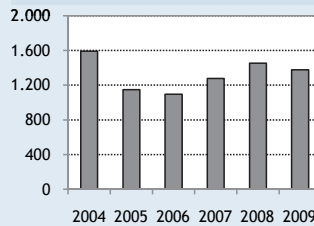
- of which higher education, Universities Denmark \*



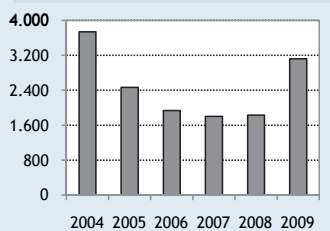
Family reunification to spouses and cohabitans



Asylum, etc.



Accommodated asylum seekers, end of year

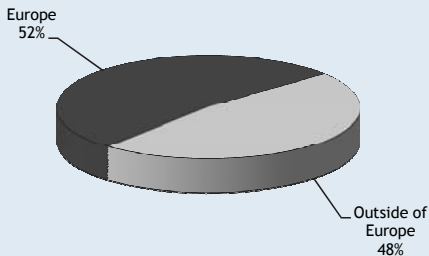


\* The figures for 2004 - 2006 are not available in the Aliens Register. The figures for 2007 cover the period from March to December.

All issued residence permits etc. 2004 and 2009  
- broken down by Europe and outside of Europe

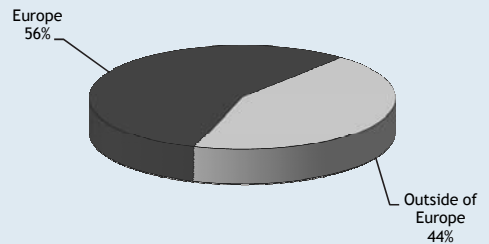
34.101 persons

2004

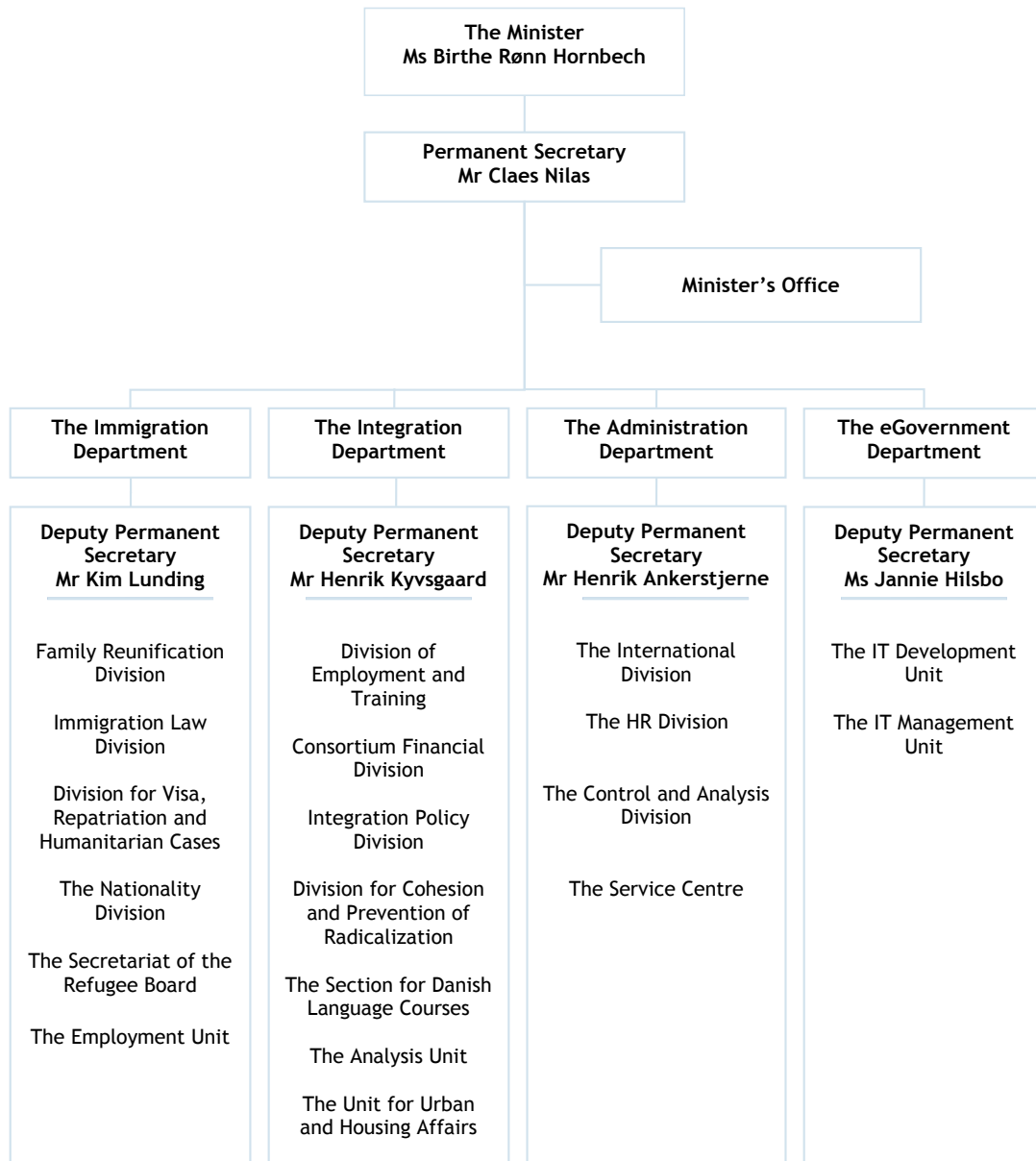


56.897 persons

2009

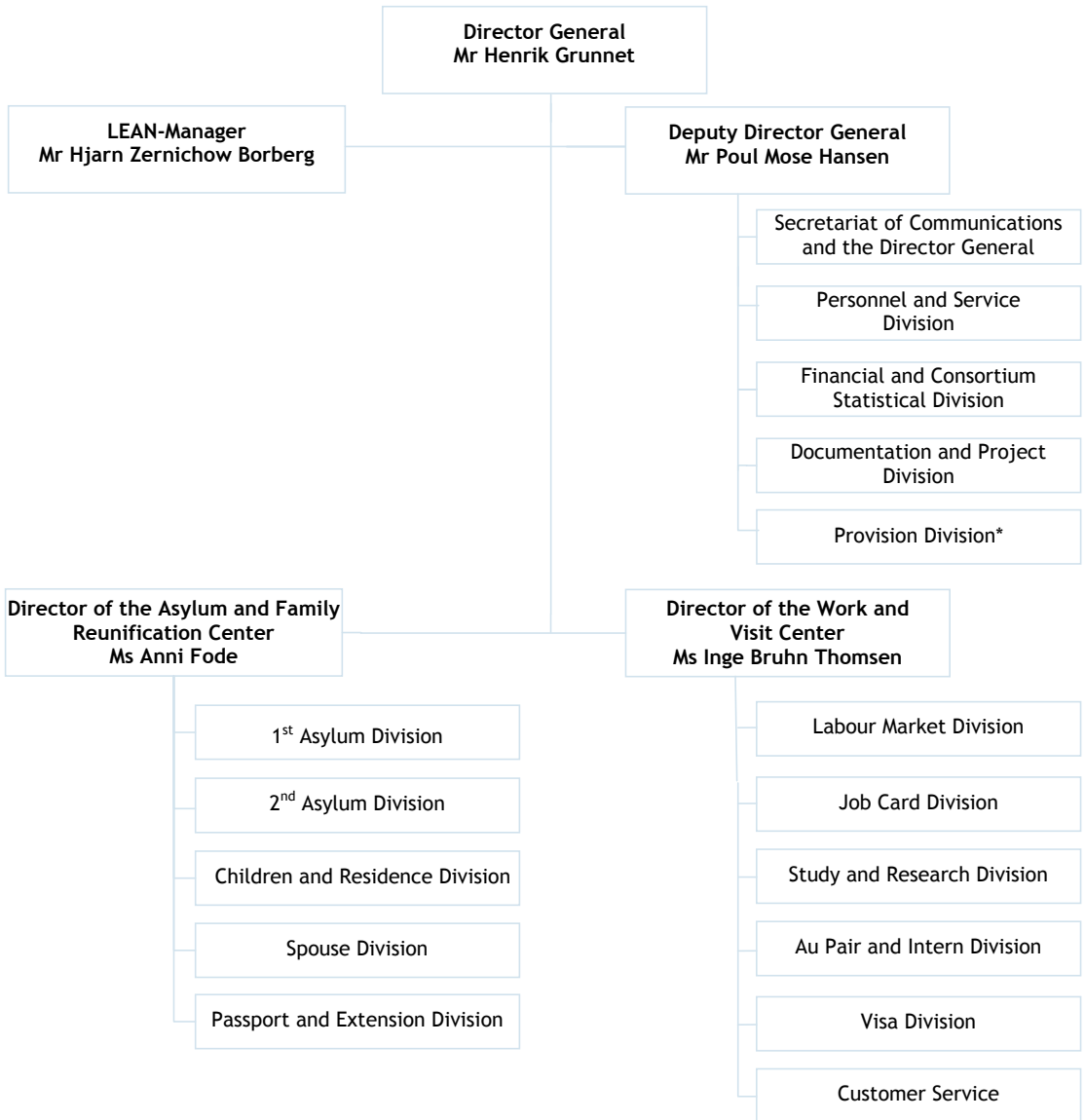


## The Danish Ministry of Refugee, Immigration and Integration Affairs (Organisation as of Summer 2010)





## The Danish Immigration Service (Organisation as of Summer 2010)



\* Responsible for asylum seekers' welfare and other personal conditions during their accommodation.

### Explanatory notes

The following provides a technical introduction to the figures in this Statistical Overview and in general to the policy with regards to compiling and publishing statistics on migration and asylum. Moreover, the aim is to provide an introduction to immigration statistics in Denmark and to illustrate the relation between the “inflow to Denmark” indicated by figures on residence permits and immigration statistics, respectively. References to the compliance with the EU Framework Regulation of the Community statistics on migration and asylum are also provided (Regulation 862/2007). Finally, some relevant Danish internet links are listed.

#### 1. Introduction to the figures in this overview

##### *Introduction:*

Nordic citizens can freely travel and reside in Denmark, including work in Denmark without holding a residence permit. All other foreigners must obtain a permit/certificate to stay in Denmark. Children of foreigners holding a residence permit in Denmark are granted an independent residence permit.

##### *Sources:*

The processing, compilation and publishing of statistics on immigration and asylum is solely based on administrative records - most notably from the Danish Aliens Register (excl. visa cases, the accommodation system for asylum-seekers and cases regarding acquisition of citizenship, cf. below). Applicants in the records are attributed and identified via a unique record number.

The Danish Aliens Register serves as a common working register for all authorities dealing with the processing of residence permits and certificates in Denmark (i.e. the Ministry of Integration Affairs, the Refugee Board, the Danish Immigration Service, the Commissioner of the Police and the Regional State Administrations). Thus, the register contains information on foreign nationals whose cases are pending or have been examined i.e. under the provisions of the Danish Aliens Act. The register became operational in 1994.

Compiling data from the Aliens Register is cumbersome and possibilities are sometimes limited - either for technical reasons or because it involves considerable resources to perform the task (e.g. the Register is not an actual statistical system). The Aliens Register also includes - in addition to its own record number - information about the possible civil registration number (see CPR below) - e.g. after an alien is registered at the municipality of residence.

Since spring 2008 statistics on visa have been retrieved from a new common electronic visa system (IVR-VIS/UM-VIS). The Visa System is a working system for all authorities dealing with visa cases (i.e. the Ministry of Foreign Affairs (Danish Embassies abroad), the Danish Immigration Service and the Ministry for Integration affairs).

For citizens from the new EU Member States (except Cyprus and Malta) a special transitional plan regulating their access to the Danish labour market was applied on 1 May 2004 (Romania and Bulgaria as of 1 January 2007) and was gradually lifted as of 1 May 2008. Applications and decisions on these cases are registered and updated by the Danish Immigration Service in a separate system. Statistics on work permits to citizens from the new Member States are derived from this system. The transitional rules have been abolished as of 1 May 2009.

Statistics on the accommodation of asylum-seekers are mainly derived from an electronic accommodation system (ISYS) used both by the alien authorities and the operators in charge of running the asylum centres.

Cases regarding the acquisition of Danish citizenships are processed in a separate system.

The Ministry of Integration Affairs is working to digitize the entire field of the Ministry, introducing a new electronic case and document handling system (ECDH) to replace the Aliens Register. The system is part of the strategy to provide

management information and statistics of a high quality internally and externally. Since May 2010 the first cases have been handled in the new system, primarily applications regarding remunerated activities. The system will become operative in all fields (i.e. Study, Family Reunification, etc.) in a step by step approach from May 2010 to March 2011.

### **Availability:**

In general, the Danish Immigration Service only publishes *aggregated* statistics (i.e. the sum of individual records) counted in persons and not in cases. Statistics are typically flow data. Stock data, e.g. information on the number of valid permits at a given time cannot directly be retrieved from the Aliens Register.

Typically, the statistics are broken down by periodicity and citizenship. Information about e.g. age and sex is available but not in general published. Statistics are compiled primarily on a monthly/quarterly basis. During a given calendar year data is provisional. Final data for a given year is typically published in March/April of the following year.

In order to help the reader to interpret and use the tables and figures in this overview, a definition of the statistics is provided under each subject in question. Moreover, selected footnotes and references to legal definitions, etc., are provided to describe and delimit how the statistics are compiled.

### **First time permits versus extensions and other decisions:**

The statistics refer to decisions on first time applications.

Residence permits granted on the basis of first time applications do not entitle the person to stay permanently in Denmark. The first time permit is given for a maximum duration of time and the permit can only in certain circumstances be granted for an additional period. Many persons are therefore granted several residence permits (first time permits, extensions and finally a permanent residence permit) during their stay in Denmark.

EU's definition of a first time permit as defined in "Technical Guidelines for the data collection under art. 6 of the Regulation 862/2007" differs from the national definition. Permits valid for less than three months shall not be included according to the EU Regulation. Furthermore, a residence permit should be regarded as a first time permit, when the time gap between expiry of the old first time permit and the start of the validity of the new permit issued for the same reason, is at least six months.

Residence permits are in certain cases withdrawn, revoked or not extended. This information is also contained in the Aliens Register but not published in this publication. Consequently, the statistics in this publication regarding first time permits do not, for many reasons, provide a total picture of the number of decisions granted in the field of immigration and asylum.

Finally, it should be noted that cohort statistics can be compiled technically - however in recent years updates of cohort statistics have only been performed on an ad hoc basis and only in the asylum area. Previously, cohort statistics were published regularly in the area of asylum. See Statistical Overview 2004.

### **Quality:**

Despite the care which is taken in registering, updating and compiling the statistics, all figures in this overview - and in general - are subject to the inaccuracies inherent in a large register involving the use of many case-workers and authorities with access to the same recording system. However, the quality of the data from the Aliens Register, etc., is generally high and reliable. As a main rule, the compilation of statistics is based on figures directly retrieved from e.g. the Aliens Register - no cell rounding of the data is applied.

### 2. Introduction to (im)migration statistics in Denmark

Immigration statistics include Danish nationals who register their return from abroad, Nordic citizens who achieve permanent address in Denmark and non-Nordic citizens who are granted a residence (or a work) permit for more than three months.

#### **Source:**

The source of the (im)migration statistics in Denmark is primarily the Danish Civil Registration System (CPR). CPR is a nationwide civil register containing basic personal data about anyone holding a civil registration number. The centralised civil register in Denmark became operational in 1968. CPR is administered by the Ministry of the Interior and Health together with the municipalities.

#### **Availability and periodicity:**

The compilation of migration statistics in Denmark is performed by Statistics Denmark. Some of the key figures available on a current basis include statistics on: immigration and emigration, non-nationals, immigrants and their descendants and acquisitions of citizenship.

As to meet the UN recommendations on migration statistics, Statistics Denmark also compiles long-term migration statistics (e.g. immigration with a stay of at least 12 months). However, the distinction between short time and long time migration in the registration of migrants, cf. again the recommendations, are not applicable in Denmark since this information is not registered.

#### **Quality:**

The quality of the migration statistics is generally high and reliable. However, the validity of the emigration statistics is to a certain extent blurred by the fact that the incentive to deregister is not always present. The periodicity of the migration statistics is typically quarterly or yearly. Statistics are published within 2 months after the end of the quarter/year.

### 3. Relation between residence permits and immigration statistics

Statistics on residence permits in this overview do not directly reflect the actual level of immigration to Denmark. This is primarily due to the fact that:

- 1) Over time an individual can be stated several places in the statistics (double counting). Double counting can arise between different cases e.g. some persons, who apply for asylum in Denmark, have already been granted a family reunification permit. Moreover, double counting can also appear within a certain case area. This could for instance be persons, who were granted a residence permit to follow a higher educational programme, and in addition also granted a special work permit which allows them to work part-time. It could also be persons with a work or study permit who change job or educational programme, and thereby need to be granted a new first time residence permit. It could also be an au pair person, who was granted a first time permit as an au pair in the past. E.g. approximately 40 percent of the persons granted an au pair residence permit in the period 2003 to 2007 have at least one other first time permit as an au pair in the period 2001 to 2007
- 2) In some cases a residence permit is not used (e.g. the person never enters Denmark)
- 3) The figures include permits granted to work and study on the Faroe Islands and Greenland. These permits are territorially limited, and therefore do not allow the person to stay in Denmark
- 4) In some cases there can be a time gap between the time of the permit being granted, and the time of entry into Denmark

5) Nordic citizens can enter and stay in Denmark without a residence permit.

Despite these qualifications, residence permit statistics give an approximate indication of the type and level of immigration to Denmark. Immigration statistics are the only true indicator of immigration to Denmark (immigration statistics are available in the annexes of the publication).

Technically, the statistics on residence permits (mainly from the Aliens Register) and immigration statistics (from CPR) can be linked together. Therefore, the Ministry of Integration Affairs, Statistics Denmark and the Danish Immigration Service are currently working on methods to break down the immigration statistics by type of residence permit (excl. Nordic citizens). Some provisional statistics have already been published by Statistics Denmark (see *“Immigrated persons by reasons for residence 2005”*, July 2006, text only available in Danish).

#### 4. Other methodical comments concerning the figures

As of 1 August 2006 permits issued for work on the Faroe Islands and Greenland are no longer registered as a separate category. Permits issued before 1 of August 2006 are included in the category "Others", while permits issued after 1 of August 2006 are registered under any of the other categories according to the type of residence permit.

In June 2006 Montenegro became an independent state and in February 2008 Denmark recognized Kosovo as an independent state. A complete breakdown of the statistics on Serbia, Montenegro and Kosovo can only be found in the tables that exclude historical figures.

The delimitation of countries in Europe follows Statistics Denmark's definition (see the link: [www.dst.dk/upload/landeliste\\_003.xls](http://www.dst.dk/upload/landeliste_003.xls) - the text is in Danish). This definition differs from Eurostat's definition. Eurostat's citizenship codes list has been compiled from the ISO 3166 code list.

#### 5. Implementation of the EU Regulation 862/2007

The EU Regulation on Community statistics on migration and international protection was adopted in 2007. The Regulation establishes the legal basis for the data collection for third country nationals on immigration to and emigration from the Member State territories, non-nationals in Member States, and administrative and judicial procedures in Member States on the granting of permission to reside, citizenship and asylum and the prevention of illegal migration.

The first reference year of the data collection is 2008. In the reference period the statistics supplied to Eurostat may be based on alternative national definitions. The Danish Immigration Service is in the process of compiling and delivering all data available at this stage. In May 2010 a new electronic case and document handling system (ECDH), was introduced and it is expected, that this system will assist in the compilation of most of the remaining necessary statistical data.

The data collection involves a significant number of collection tables with statistical information with a level of breakdown by tables and additional disaggregation (e.g. age and sex) beyond the level of details to be published in this Statistical Overview. With regards to the statistical reporting on migration and asylum, the Danish Immigration Service therefore plans to make available the relevant collection tables on the website [www.newtodenmark.dk](http://www.newtodenmark.dk) when available in the future.

See below details regarding the current Danish compliance with the EU Regulation on Community statistics on migration and international protection.

### Danish compliance with the EU Regulation on Community statistics on migration and international protection (Regulation 862/2007)

#### Article 3 - Statistics on international migration, usually resident population, and acquisition of citizenship

| Type  | Article | Availability |
|---|---------|--------------|
| <b>International migrations (during the reference period)</b>   |         |              |
| Immigrants by citizenship, age and sex, and by country of birth, age and sex;   | 3.1.a   | +            |
| Immigrants by country of previous residence, age and sex;   | 3.1.a   | +            |
| Emigrants by citizenship, age and sex;  | 3.1.b   | +            |
| Emigrants by country of next usual residence;   | 3.1.b   | +            |
| <b>Usually resident population (at the end of the reference period)</b>   |         |              |
| Population by citizenship, age and sex and by country of birth, age and sex;  | 3.1.c   | +            |
| <b>Acquisitions of citizenship (during the reference period)</b>  |         |              |
| Acquisitions of citizenship by previous citizenship of the persons concerned and by whether the person was formerly stateless, age and sex; | 3.1.d   | +            |

#### Article 4 - Statistics on international protection

| Type  | Article         | Availability |
|---|-----------------|--------------|
| <b>Flows (during the reference period)</b>  |                 |              |
| Asylum applicants by citizenship, age and sex;  | 4.1.a           | +            |
| Unaccompanied minor asylum applicants by citizenship, age and sex;  | 4.3.a           | +            |
| Withdrawals of asylum applications (in persons) by citizenship, age and sex;  | 4.1.c           | +            |
| <b>Flows (decisions during the reference period - first and final decisions)</b>  |                 |              |
| Dublin resolutions (in persons) by citizenship;   | 4.4             | +            |
| Rejections, accelerated procedures, inadmissible or unfounded applications (in persons) by instance and citizenship, age and sex; | 4.2.a,<br>4.3.b | +            |
| Grants or withdrawals of refugee status (in persons) by instance and citizenship, age and sex;                                    | 4.2.b,<br>4.3.c | +            |
| Grants or withdrawals of subsidiary protection status (in persons) by instance and citizenship, age and sex;                      | 4.2.c,<br>4.3.d | +            |
| Grants or withdrawals of temporary protection (in persons) by instance and by citizenship, age and sex;                           | 4.2.d,<br>4.3.e | +            |
| Persons granted resettlement by citizenship (quota refugees), age and sex;  | 4.3.g           | +            |
| Other grants or withdrawals of grants to stay for humanitarian reasons (in persons) by instance and citizenship, age and sex;     | 4.2.e,<br>4.3.f | +            |
| <b>Stocks (at the reference date)</b>   |                 |              |
| Pending applications (in persons) by instance and citizenship, age and sex;   | 4.1.b           | +            |

**Article 5 - Statistics on the prevention of illegal entry and stay**

| Type  | Article | Availability |
|---|---------|--------------|
| <b>Flows (during the reference period)</b>  |         |              |
| Third-country nationals refused entry at the external border (disaggregated in accordance with Article 13(5) of Regulation (EC) No 562/2006); | 5.1.a   | +            |
| Third-country nationals illegally present under laws relating to immigration, by citizenship, age and sex;                                    | 5.1.b   | +            |

**Article 6 - Statistics on residence permits and residence of third-country nationals**

| Type   | Article   | Availability |
|--|-----------|--------------|
| <b>Flows (decisions during the reference period)</b>   |           |              |
| First issue residence permits, by citizenship, reason and the length of validity;  | 6.1.a.i   | (+)          |
| Residence permits granted on the occasion of a person changing immigration status or reason for stay, by citizenship, reason and the length of validity; | 6.1.a.ii  | (+)          |
| Long-term visas or immigration status grants, if granted instead of employment or residence permits;   | 6.2       | %            |
| <b>Stocks (at the reference date)</b>  |           |              |
| Valid residence permits, by citizenship, reason and the length of validity;  | 6.1.a.iii | %            |
| Long-term residents (as defined by Council Directive 2003/109/CE) by citizenship;  | 6.1.b     | From CPR *   |
| Valid long-term visas or immigration status grants, if granted instead of employment or residence permits;   | 6.2       | %            |

**Article 7 - Statistics on returns**

| Type  | Article | Availability |
|---|---------|--------------|
| <b>Flows (during reference period)</b>  |         |              |
| Return decisions: Third-country nationals, illegally staying or having stayed illegally and who are subject to an administrative or judicial order to leave the Member State, by citizenship; | 7.1.a   | (+)          |
| Third-country nationals, as above, who have left the territory of the Member State following an administrative or judicial order to depart by citizenship.                                    | 7.1.b   | (+)          |

\* CPR = Danish Civil Registration System

### 6. Internet links

Key Danish figures on immigration and asylum are available at [www.newtodenmark.dk](http://www.newtodenmark.dk), the joint website of the Danish Ministry of Refugee, Immigration and Integration Affairs and The Danish Immigration Service. The website is available in both Danish and English and is updated on a monthly basis to provide the reader with a timely and consolidated picture of the migratory trends in Denmark. The website also contains overall figures on foreigners in Denmark and the integration of foreigners into Danish Society.

- The Refugee Appeals Board ([www.flygtningenaevnet.dk/da-dk/English/Information\\_in\\_english.htm](http://www.flygtningenaevnet.dk/da-dk/English/Information_in_english.htm)): General information regarding the Danish Refugee Appeals Board
- The Regional State Administration ([www.statsforvaltning.dk](http://www.statsforvaltning.dk)): Information concerning the access to Denmark for EU/EEA citizens and workers from the new EU Member States
- The Danish National Labour Market Authority ([www.ams.dk](http://www.ams.dk)) and ([www.workimport.dk](http://www.workimport.dk)): Information and statistics concerning the access to the Danish labour market for workers from the new EU Member States and information on Danish working conditions and job opportunities in Denmark
- The Ministry of Foreign Affairs ([www.um.dk/en](http://www.um.dk/en)): Information on acquisition of visas at the Danish Embassies abroad
- The Ministry of Science Technology and Innovation ([www.workindenmark.dk](http://www.workindenmark.dk)): Information on moving to Denmark with the purpose of work and living for foreign knowledge workers
- Statistics Denmark ([www.dst.dk/HomeUK](http://www.dst.dk/HomeUK)): Immigration and emigration statistics, statistics on non-nationals and statistics on acquisitions of citizenship in Denmark.



# WORK

## Overview of the statistical reporting in relation to the area of work

| Work | <i>Categories within work decisions</i>   | <i>Examples of groups of persons included within each category</i>  |
|------|---|---|
|      | <ol style="list-style-type: none"> <li>1. The Pay Limit Scheme</li> <li>2. The Greencard Scheme (point based)</li> <li>3. Job-seeking permit after loss of job</li> <li>4. The Corporate Scheme</li> <li>5. The Positive List</li> <li>6. Other wage-earners (excl. persons from the new EU Member States) and self-employed</li> <li>7. Work permits issued to persons from the new EU Member States *</li> <li>8. Trainees</li> <li>9. Family ties to a person granted a residence permit in the area of work, etc. **</li> <li>10. Others</li> </ol> | <p>Persons offered a job with a yearly pay of minimum DKK 375.000/ € 50.336</p> <p>Persons, who on the basis of a point system, is found likely to be able to find qualified work in Denmark</p> <p>Persons with a permit under the Positive List or the Pay Limit Scheme, who loose their job through no fault of their own, e.g. due to cutbacks</p> <p>Employees from a company's foreign department can obtain a corporate residence permit in Denmark</p> <p>Doctors, nurses, IT-specialists, engineers, scientists in the natural sciences and the technology sector, social science and economy, other health care staff, etc.</p> <p>E.g. interpreters, cooks, metal workers, agricultural workers, researchers, artists, managers, athletes, fitters, musicians, and staff at foreign embassies etc.</p> <p>Paid work according to collective bargaining agreements or individual contract (until 1 May 2009)</p> <p>Persons, who work in a Danish company for a shorter period with the purpose of training</p> <p>Spouses etc. and children to persons with a permit for work, etc. in Denmark</p> <p>Highly qualified labour following an introductory course, commuters, specialists, etc.</p> |

\* The national transitional rules for the new EU Member States, Bulgaria, Czech Republic, Estonia, Hungary, Latvia, Lithuania, Poland, Romania, Slovakia, and Slovenia, were abolished as of 1 May 2009. All citizens from the EU Member States now have equal access to reside in Denmark for the purpose of work.

\*\* As of 1 July 2008 it is possible, on the basis of registrations in the Aliens Register, to report unambiguously on the number of permits granted to family members to a person granted a residence permits in the area of work. Prior to 1 July 2008 a part of the permits reported within this area were granted to persons with family ties to persons with residence certificates in the area of study, etc.

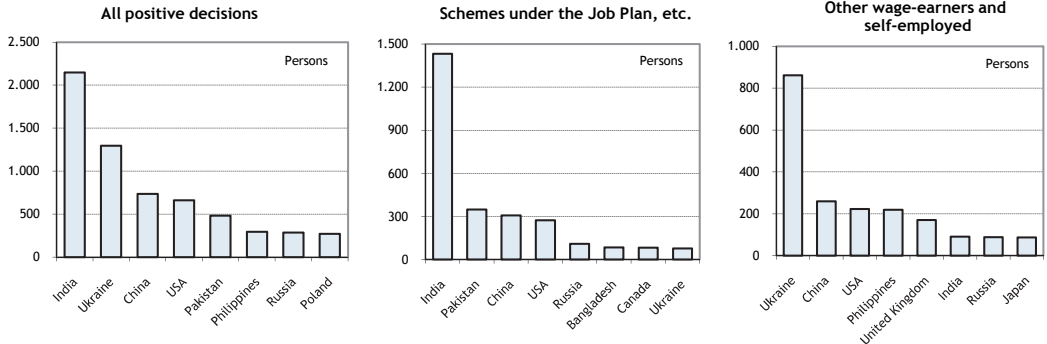
Positive decisions in the area of work 2009

| Category   | Nationality | 2008<br>Total | selected nationalities 2009 |              |              |            | 2009<br>Total |
|--|-------------|---------------|-----------------------------|--------------|--------------|------------|---------------|
|  |             |               | China                       | India        | Ukraine      | USA        |               |
| Schemes under the Job Plan, etc. *                             |             | 2.624         | 308                         | 1.433        | 77           | 273        | 3.616         |
| Other wage-earners and self-employed                           |             | 3.109         | 260                         | 91           | 862          | 223        | 2.897         |
| Work permits to person from the new EU Member States           |             | 4.459         |                             |              |              |            | 292           |
| Trainees   |             | 145           | 39                          | 10           | 1            | 5          | 85            |
| Family ties to person granted a residence permit to work, etc. |             | 1.990         | 125                         | 611          | 355          | 151        | 1.979         |
| Others **  |             | 311           | 5                           | 2            | 0            | 8          | 299           |
| <b>Total</b>   |             | <b>12.638</b> | <b>737</b>                  | <b>2.147</b> | <b>1.295</b> | <b>660</b> | <b>9.168</b>  |

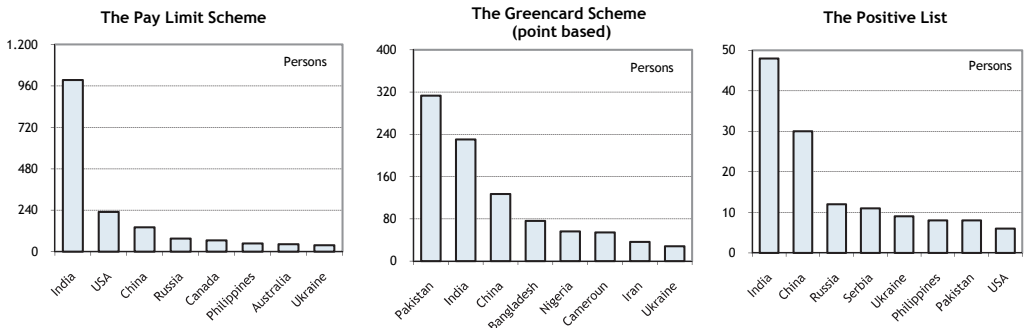
\* Includes decisions regarding the Positive List, the Pay Limit Scheme, the Coporate Scheme, the Greencard Scheme (point based) and residence permit for job-seeking (if you lose your job through no fault of your own).

\*\* Includes all other categories in the area of work: residence permits for working purposes (23 permits in 2009), commuters (41 permits in 2009), work on the Faroe Islands - EU citizens (217 permits in 2009), family ties to a person granted a residence permit in the area of work on the Faroe Islands - EU citizens (3 permits in 2009) and specialists (15 permits in 2009).

Positive decisions in the area of work  
- broken down by selected categories and largest nationalities 2009



Positive decisions for schemes under the Job Plan, etc.  
- broken down by selected categories and largest nationalities 2009

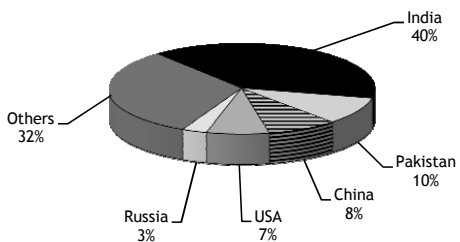


Positive decisions for schemes under the Job Plan, etc. 2009

| Nationality  | 2008 Total   | of which 2009                                |                                    |                                      |                      |                   | 2009 Total   |
|--------------|--------------|--|------------------------------------|--------------------------------------|----------------------|-------------------|--------------|
|              |              | The Pay Limit Scheme (DKK 375.000 /€ 50.336) | The Greencard Scheme (point based) | Job-seeking permit after loss of job | The Corporate Scheme | The Positive List |              |
| India        | 1.168        | 994  | 230                                | 6                                    | 155                  | 48                | 1.433        |
| Pakistan     | 128          | 21   | 313                                | 1                                    | 6                    | 8                 | 349          |
| China        | 249          | 141  | 127                                | 6                                    | 4                    | 30                | 308          |
| USA          | 233          | 230  | 23                                 | 3                                    | 11                   | 6                 | 273          |
| Russia       | 62           | 76   | 12                                 | 8                                    | 1                    | 12                | 109          |
| Bangladesh   | 14           | 7  | 76                                 | 1                                    | 0                    | 0                 | 84           |
| Others       | 770          | 588  | 336                                | 18                                   | 22                   | 96                | 1.060        |
| <b>Total</b> | <b>2.624</b> | <b>2.057</b>                                 | <b>1.117</b>                       | <b>43</b>                            | <b>199</b>           | <b>200</b>        | <b>3.616</b> |

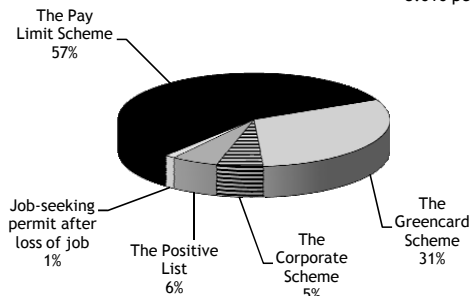
Positive decisions for schemes under the Job Plan, etc. - broken down by largest nationalities 2009

3.616 persons

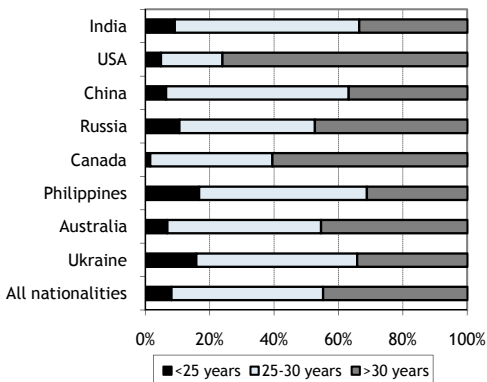


Positive decisions for schemes under the Job Plan, etc. - broken down by categories 2009

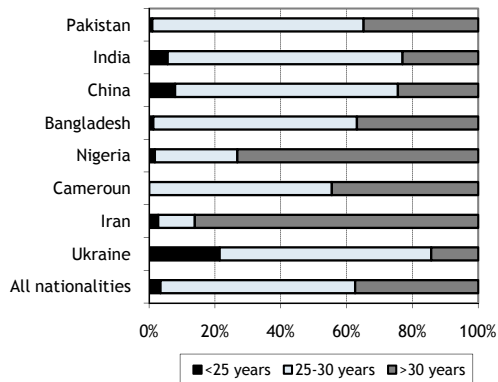
3.616 persons



Positive decisions under the Pay Limit Scheme - broken down by nationality and age 2009



Positive decisions for schemes under the Job Plan, etc. - broken down by nationality and age 2009



Positive decisions under the Positive List - broken down by sectors 2009

| Category   | 2008 Total   | selected nationalities 2009 |           |           |           | 2009 Total |
|--|--------------|-----------------------------|-----------|-----------|-----------|------------|
|  |              | China                       | India     | Russia    | Serbia    |            |
| Doctors  | 69           | 2                           | 5         | 9         | 8         | 62         |
| IT-specialists   | 750          | 6                           | 20        | 0         | 0         | 41         |
| Nurses   | 11           | 2                           | 15        | 1         | 1         | 28         |
| Engineers, etc.  | 181          | 11                          | 0         | 0         | 1         | 18         |
| Social science and economy                               | 46           | 6                           | 2         | 0         | 0         | 17         |
| Education, etc.  | 8            | 1                           | 0         | 2         | 0         | 11         |
| Other health care staff                                  | 6            | 0                           | 1         | 0         | 1         | 5          |
| Scientists in the natural sciences and technology sector | 23           | 1                           | 0         | 0         | 0         | 3          |
| Management (Maingroup 1 in ISCO 88)                      | 2            | 1                           | 0         | 0         | 0         | 2          |
| Others   | 7            | 0                           | 5         | 0         | 0         | 13         |
| <b>Total</b>   | <b>1.103</b> | <b>30</b>                   | <b>48</b> | <b>12</b> | <b>11</b> | <b>200</b> |

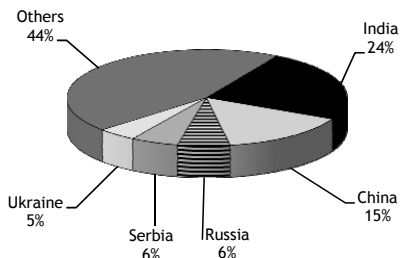
Positive decisions under the Pay Limit Scheme - broken down by sectors 2009 \*

| Category   | 2008 Total   | selected nationalities 2009 |            |           |            | 2009 Total   |
|--|--------------|-----------------------------|------------|-----------|------------|--------------|
|  |              | China                       | India      | Russia    | USA        |              |
| IT-specialists   | 568          | 33                          | 881        | 27        | 28         | 1096         |
| Engineers, etc.  | 156          | 34                          | 23         | 6         | 25         | 160          |
| Social science and economy                               | 69           | 12                          | 11         | 6         | 15         | 94           |
| Management (Maingroup 1 in ISCO 88)                      | 41           | 2                           | 5          | 6         | 46         | 87           |
| Scientists in the natural sciences and technology sector | 25           | 4                           | 3          | 1         | 13         | 44           |
| Doctors  | 4            | 1                           | 5          | 3         | 1          | 28           |
| Education, etc.  | 6            | 1                           | 1          | 1         | 1          | 8            |
| Other health care staff                                  | 6            | 0                           | 0          | 0         | 1          | 3            |
| Nurses   | 1            | 0                           | 1          | 0         | 0          | 1            |
| Annual pay of min. DKK 450.000/€ 60.403                  | 109          |                             |            |           |            |              |
| Others   | 367          | 54                          | 64         | 26        | 100        | 536          |
| <b>Total</b>   | <b>1.352</b> | <b>141</b>                  | <b>994</b> | <b>76</b> | <b>230</b> | <b>2.057</b> |

\* As of 1 July 2008 the income requirement under the Pay Limit Scheme was reduced from DKK 450.000/€ 60.403 to DKK 375.000/€ 50.336. From 1 July 2008, where the Job Plan came into force, the Pay Limit Scheme can be broken down by sectors.

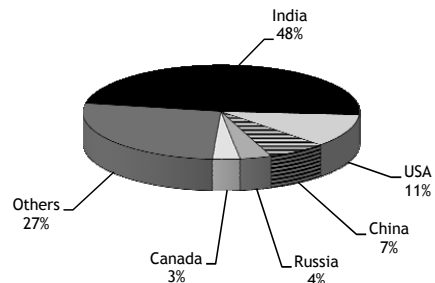
Positive decisions under the Positive List - by largest nationalities 2009

200 persons



Positive decisions under the Pay Limit Scheme - by largest nationalities 2009

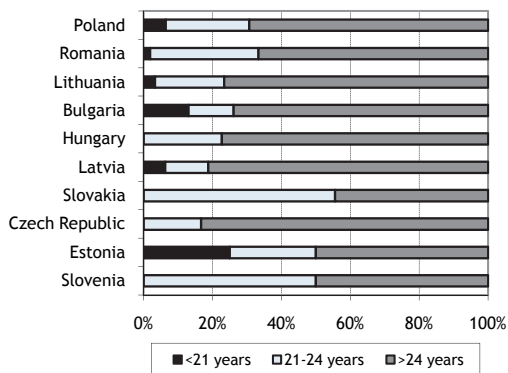
2.057 persons



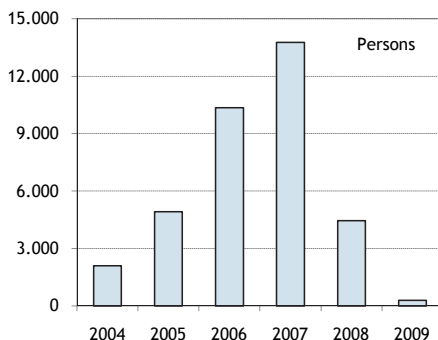
**Number of work permits granted to persons from the new EU Member States in accordance with the transitional rules 2009 \***

| Category  | 2008 Total    | of which 2009                  |                     |  | 2009 Total   |
|---|---------------|--------------------------------|---------------------|--|--------------|
|   |               | Collective bargaining contract | Individual contract | Other employment (standard wage and work conditions) |              |
| <b>Nationality</b>  |               |                                |                     |  |              |
| Bulgaria  | 242           |                                | 1                   | 22   | 23           |
| Czech Republic  | 64            |                                | 1                   | 5  | 6            |
| Estonia   | 33            |                                | 0                   | 4  | 4            |
| Hungary   | 198           |                                | 1                   | 21   | 22           |
| Latvia  | 198           |                                | 1                   | 15   | 16           |
| Lithuania   | 431           |                                | 0                   | 30   | 30           |
| Poland  | 2.710         |                                | 3                   | 121  | 124          |
| Romania   | 464           |                                | 4                   | 50   | 54           |
| Slovakia  | 108           |                                | 1                   | 8  | 9            |
| Slovenia  | 11            |                                | 0                   | 4  | 4            |
| <b>Total</b>  | <b>4.459</b>  |                                | <b>12</b>           | <b>280</b>   | <b>292</b>   |
| <b>EU/EEA work permits to persons from the new EU Member States</b> | <b>13.432</b> |                                |                     |  | <b>8.088</b> |

**Work permits granted to persons from the new EU Member States - broken down by nationality and age \***



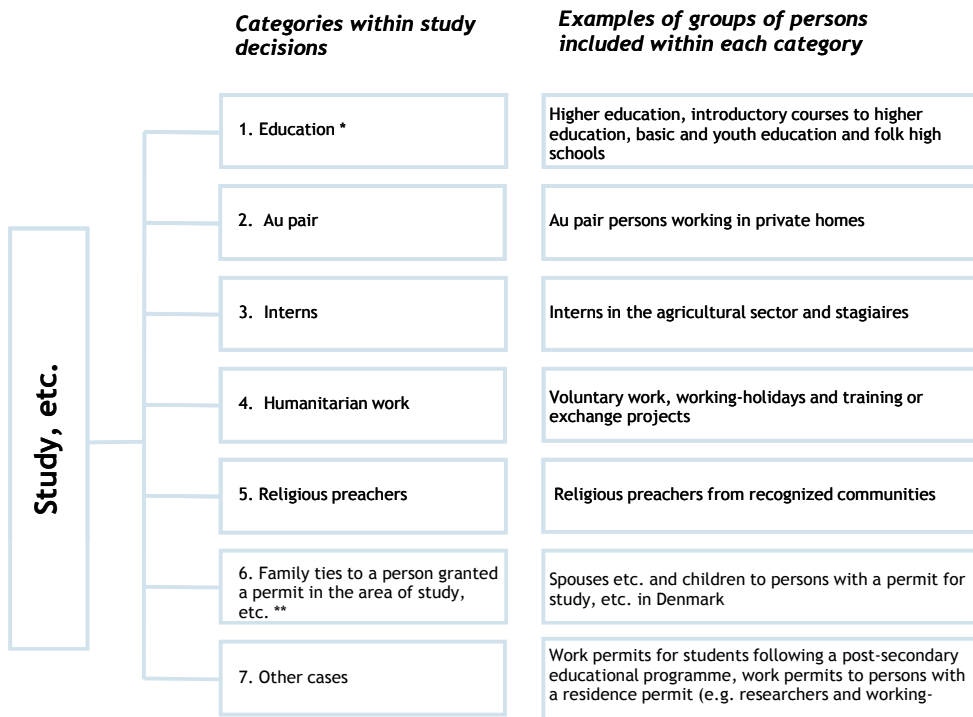
**Work permits granted to persons from the new EU Member States - years 2004-2009 \***



\* The national transitional rules for the new EU Member States, Bulgaria, Czech Republic, Estonia, Hungary, Latvia, Lithuania, Poland, Romania, Slovakia, and Slovenia, were abolished as of May 1 2009. All citizens from the EU Member States now have equal access to reside in Denmark for the purpose of work.

STUDY, ETC.

Overview of the statistical reporting in relation to the area of study, etc.



\* After the implementation of the Executive Order on the Issue of Residence and Work Permits for Students on 25 July 2007 residence permits for the purpose of higher education are granted for the duration of the education and further for six months after the education is completed for the purpose of applying for a job in Denmark. The Greencard Scheme in the area of study will not be reported in the external statistics.

\*\* As of 1 July 2008 it is possible on the basis of registrations in the Aliens Register to report unambiguously on the number of permits granted to family members to a person granted a permit in the area of study, etc. Prior to 1 July 2008 the permits were registered under the work category.

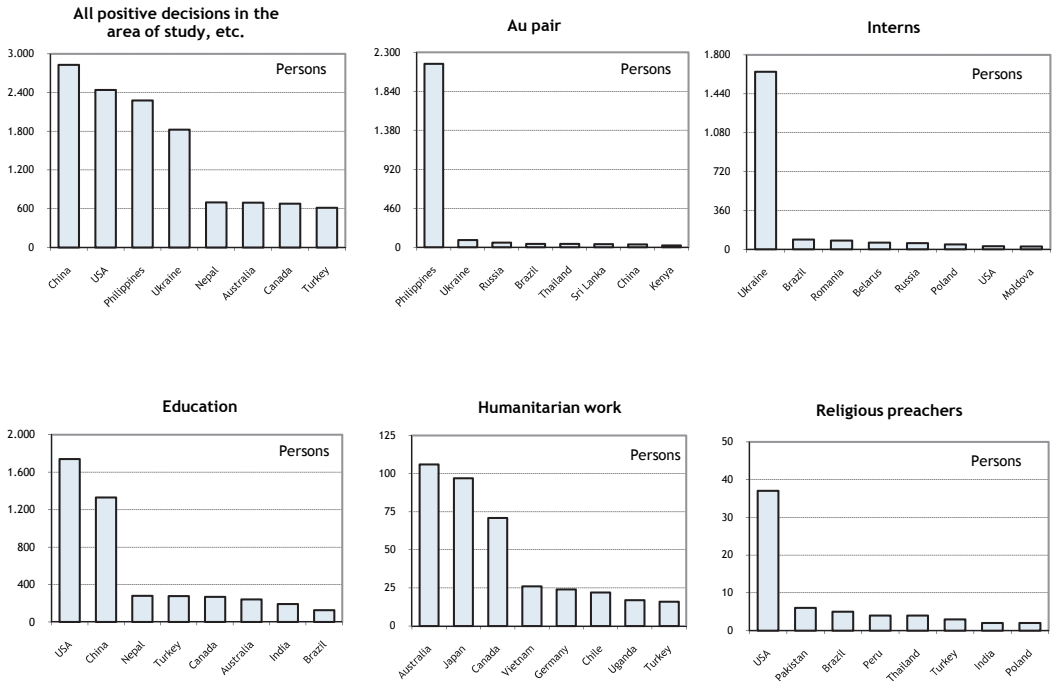


Positive decisions in the area of study, etc. 2009

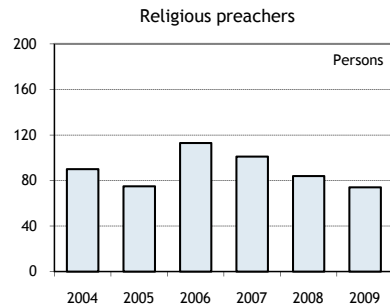
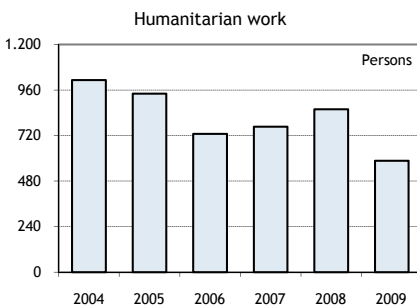
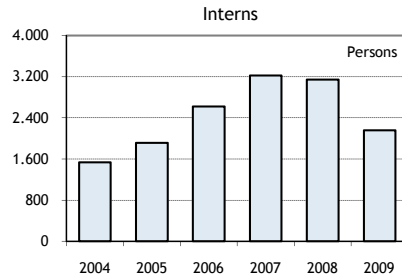
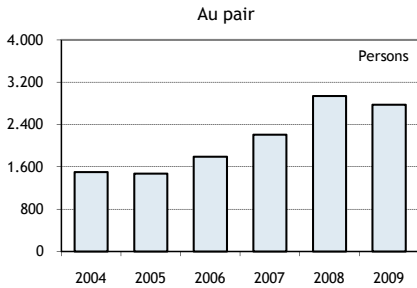
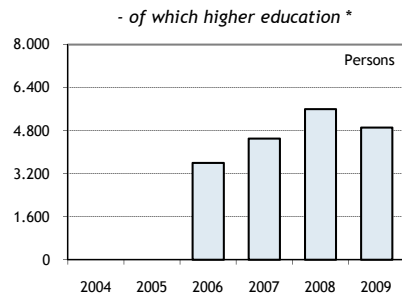
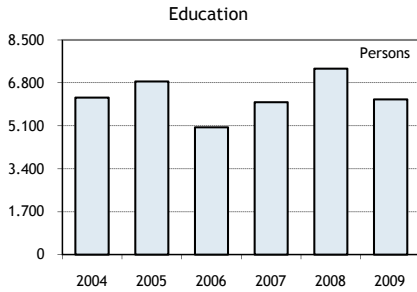
| Category  | Nationality | 2008<br>Total | selected nationalities 2009 |              |              |              | 2009<br>Total |
|---|-------------|---------------|-----------------------------|--------------|--------------|--------------|---------------|
|   |             |               | China                       | Philippines  | Ukraine      | USA          |               |
| Education   |             | 7.358         | 1.329                       | 66           | 43           | 1.741        | 6.145         |
| Au pair   |             | 2.937         | 33                          | 2.165        | 84           | 21           | 2.773         |
| Interns   |             | 3.142         | 15                          | 2            | 1.642        | 29           | 2.160         |
| Humanitarian work   |             | 858           | 13                          | 0            | 3            | 16           | 587           |
| Religious preachers   |             | 84            | 0                           | 0            | 0            | 37           | 74            |
| Family ties to person granted a residence permit in the area of study, etc. |             | 364           | 184                         | 2            | 10           | 47           | 736           |
| Others *  |             | 5.492         | 1.255                       | 41           | 42           | 547          | 4.362         |
| <b>Total</b>  |             | <b>20.235</b> | <b>2.829</b>                | <b>2.276</b> | <b>1.824</b> | <b>2.438</b> | <b>16.837</b> |

\* Includes all other categories in the area of study, etc. including work permits to students (3.849 permits in 2009), work permits to persons with a residence permit (typically a study-, researcher-, or a working holiday permit) (513 permits in 2009).

Positive decisions in the area of study, etc. - selected categories and nationalities 2009



Positive decisions in the area of study, etc. 2004 - 2009



\* As of 2006 it is possible - on the basis of registrations in the Aliens Register - to compile the number of residence permits granted for the purpose of higher education.

Residence permits granted for educational purposes 2009

| Category     | 2008 Total   | of which 2009                          |                                      |   |                            |                              | 2009 Total   | % in 2009   |
|--------------|--------------|--|--------------------------------------|---|----------------------------|------------------------------|--------------|-------------|
|              |              | Higher education, Universities Denmark | Higher education, other institutions | Introductory course to higher education | Course on folk high school | Basic training and education |              |             |
| Nationality  |              |  |                                      |   |                            |                              |              |             |
| USA          | 1.573        | 510                                    | 1.146                                | 0                                       | 15                         | 70                           | 1.741        | 28,3%       |
| China        | 1.628        | 463                                    | 605                                  | 124                                     | 113                        | 24                           | 1.329        | 21,6%       |
| Nepal        | 710          | 26                                     | 230                                  | 1                                       | 22                         | 1                            | 280          | 4,6%        |
| Turkey       | 298          | 162                                    | 102                                  | 1                                       | 3                          | 9                            | 277          | 4,5%        |
| Canada       | 274          | 233                                    | 11                                   | 0                                       | 8                          | 16                           | 268          | 4,4%        |
| Australia    | 225          | 161                                    | 37                                   | 0                                       | 0                          | 43                           | 241          | 3,9%        |
| India        | 478          | 78                                     | 87                                   | 16                                      | 8                          | 2                            | 191          | 3,1%        |
| Others       | 2.172        | 801                                    | 260                                  | 14                                      | 496                        | 247                          | 1.818        | 29,6%       |
| <b>Total</b> | <b>7.358</b> | <b>2.434</b>                           | <b>2.478</b>                         | <b>156</b>                              | <b>665</b>                 | <b>412</b>                   | <b>6.145</b> | <b>100%</b> |

**Education:**

Residence permits for educational purposes can be granted to

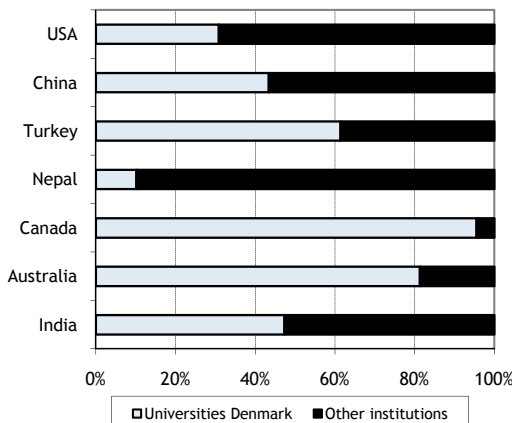
- 1) students following a higher educational programme e.g. students enrolled at the university,
- 2) students at preparatory courses for higher educational programmes,
- 3) students attending folk high schools (folkehøjskoler) and,
- 4) students pursuing basic or youth education programmes as highschools or continuation schools.

A student following a higher educational programme (or a required preparatory course ) is allowed to work 15 hours a week, and full-time during the months of June, July and August. Danish representations in - among others - Australia, Brazil, Canada, the EU Member States, Japan, Mexico, New Zealand and USA are authorized to issue study permits, when certain conditions are fulfilled. These permits are included in the figures in the table above.

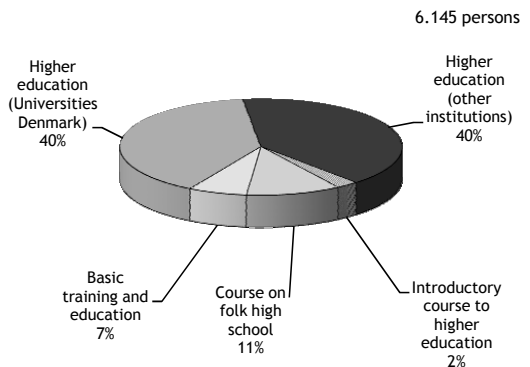
Universities Denmark includes the following institutions: University of Copenhagen, University of Aarhus, University of Southern Denmark, Roskilde University, Aalborg University, Technical University of Denmark, Copenhagen Business School and IT University of Copenhagen.

Other higher education institutions includes among others: The Academies of Higher Professional Education, Vocational University, The Royal School of Library and Information Science and the Academies of Music, etc.

Permits granted for higher educational purposes - broken down by largest nationalities 2009



Residence permits granted for educational purposes



Residence permits to au pair persons 2004 - 2009

| Nationality  | 2004         | 2005         | 2006         | 2007         | 2008         | 2009         |
|--------------|--------------|--------------|--------------|--------------|--------------|--------------|
| Philippines  | 475          | 569          | 955          | 1.510        | 2.163        | 2.165        |
| Ukraine      | 198          | 191          | 170          | 105          | 104          | 84           |
| Russia       | 82           | 87           | 79           | 80           | 75           | 53           |
| Brazil       | 34           | 43           | 41           | 49           | 57           | 38           |
| Thailand     | 23           | 23           | 39           | 34           | 40           | 38           |
| Others       | 688          | 558          | 509          | 429          | 498          | 395          |
| <b>Total</b> | <b>1.500</b> | <b>1.471</b> | <b>1.793</b> | <b>2.207</b> | <b>2.937</b> | <b>2.773</b> |

**Au pair:**

Residence permits to au pair persons are granted with the purpose of giving the possibility to a young person to improve language and/or professional skills as well as to broaden their cultural horizon by becoming more acquainted with Denmark. This means that in order to be granted an au pair residence permit, certain conditions must be met, either by the au pair person, the host family, or both parties.

Conditions to be met by the applicant:

- the applicant must be between the age of 17 and 29 at the time of application
- as a rule, the applicant may not be married or bring any children with them as this is deemed incompatible with the purpose of an au pair stay
- the applicant must have completed the equivalent of nine years of schooling and must have a working knowledge of either Danish, Swedish, Norwegian, English or German.

Conditions to be met by the host family:

- the host family must comprise at least one child under the age of 18 who is living at home, and at least one parent must be a Danish/EU citizen in order for the host family to introduce the au pair person to the Danish language and culture
- the host family may not receive public assistance as their primary means of support under the terms of the Active Social Policy Act
- the host family must not have been affected by a waiting period due to earlier abuse of the au pair agreement.

Other conditions to be met:

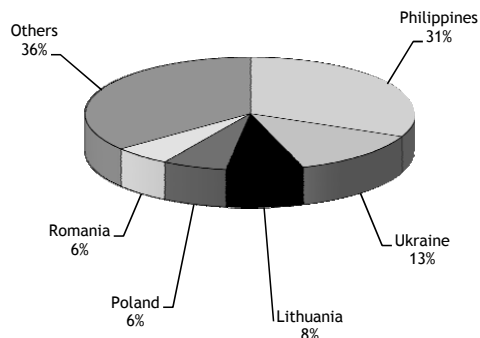
- the applicant and the host family must fill out the Danish Immigration Service's contract
- the applicant should assume a role as a member of the family. This means that the applicant are entitled to his or her own room and must contribute to the household by carrying out chores related to the family's daily housekeeping, such as baby sitting, cleaning and doing laundry
- the applicant is entitled to a minimum monthly allowance of DKK 3.000 (€ 400 as of 2010) from the host family as well as free food and lodging, and the daily working hours should be between 3 and 5 hours per day and the au pair is entitled to minimum one full day off every week
- the host family is bound to pay for the au pair person's return, if the au pair person has permanent residence in a country outside Europe.

As a main rule residence permits are granted for up to 18 months; however no longer than the duration of the au pair contract.

EU/EEA citizens do not need a residence permit in order to stay in Denmark as an au pair, instead EU/EEA citizens need to obtain a proof of residence from the regional state administration.

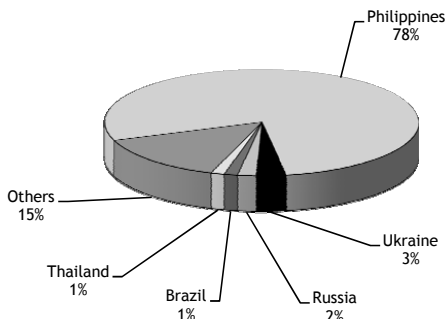
Residence permits to au pair persons - broken down by the largest nationalities 2004

1.500 persons



Residence permits to au pair persons - broken down by the largest nationalities 2009

2.773 persons



EU/EEA

**Decisions on EU/EEA residence cards and registration certificates 2009 \***

| Category   | Nationality | 2008 Total    | selected nationalities 2009 |              |              | 2009 Total    |
|--|-------------|---------------|-----------------------------|--------------|--------------|---------------|
|  |             |               | Germany                     | Poland       | Romania      |               |
| <b>Positive decisions</b>                              |             | <b>30.544</b> | <b>3.355</b>                | <b>5.823</b> | <b>2.150</b> | <b>24.305</b> |
| - of which wage-earners **                             |             | 17.837        | 1.280                       | 3.745        | 1.219        | 11.019        |
| - of which education                                   |             | 6.817         | 1.160                       | 835          | 569          | 7.974         |
| - of which to family members of an EU/EEA national *** |             | 4.773         | 573                         | 1.111        | 295          | 3.824         |
| - others ****  |             | 1.117         | 342                         | 132          | 67           | 1.488         |
| <b>Negative decisions</b>                              |             | <b>68</b>     | <b>8</b>                    | <b>121</b>   | <b>6</b>     | <b>192</b>    |
| <b>Total</b>   |             | <b>30.612</b> | <b>3.363</b>                | <b>5.944</b> | <b>2.156</b> | <b>24.497</b> |

\* Decisions on the basis of first time applications.

\*\* The category wage-earner includes paid employment, workers covered by a collective bargaining agreement, specialists, who are employed in a company on an individual bargaining contract and posted workers.

\*\*\* Includes family members regardless if they are EU/EEA nationals or not. Includes residence permits to family members related to persons from the new EU Member States, who are granted a residence permit under the transitional rules (see the section on work).

\*\*\*\* Includes the categories: self-employed, including services (101 certificates in 2009), sufficient means (1.380 certificates in 2009) and pensioners (7 certificates in 2009).

**EU/EEA residence cards and registration certificates in brief:**

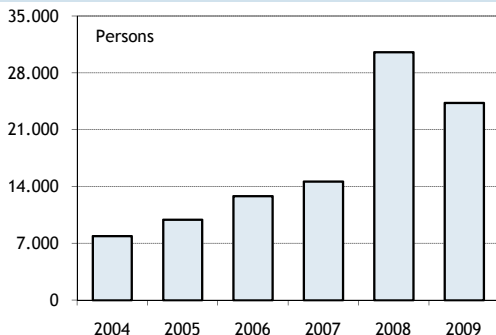
Under the EU rules on free movement of persons and services EU/EEA nationals can, subject to certain conditions, travel and reside freely within the area of the Member States.

An EU/EEA national may stay freely in Denmark for up to three months, or if she/he is seeking employment during her/his stay, she/he may stay in Denmark for up to six months. If an EU/EEA national wants to reside in Denmark for more than three months (or more than six months for jobseekers), that person shall submit an application for an EU/EEA registration certificate. Under certain conditions family members of EU/EEA nationals can stay in Denmark together with the EU/EEA national. Family members that are not EU/EEA nationals shall apply for an EU/EEA residence card if they want to reside in Denmark for more than three months (or more than six months if the EU/EEA national is a jobseeker). Nordic nationals can reside in Denmark without a permit. The Regional State Administrations in Denmark examine all EU/EEA cases in the first instance, the Danish Immigration Service being the instance of appeal.

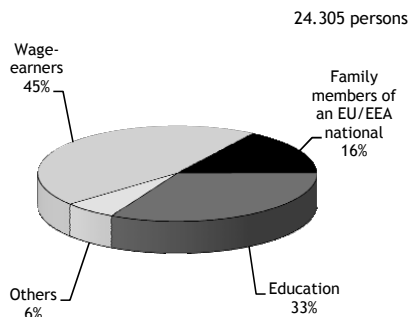
In addition, an EU/EEA national has the possibility of applying for a residence permit pursuant to the rules in the Aliens Act. These applications in relation to the Danish Aliens Act are examined by the Danish Immigration Service in the first instance with the possibility to appeal to the Ministry for Integration Affairs.

Switzerland is neither a member of the EU nor EEA, however the country is comprised by the provisions in the Danish EU Residence Order on equal terms with the EU/EEA States.

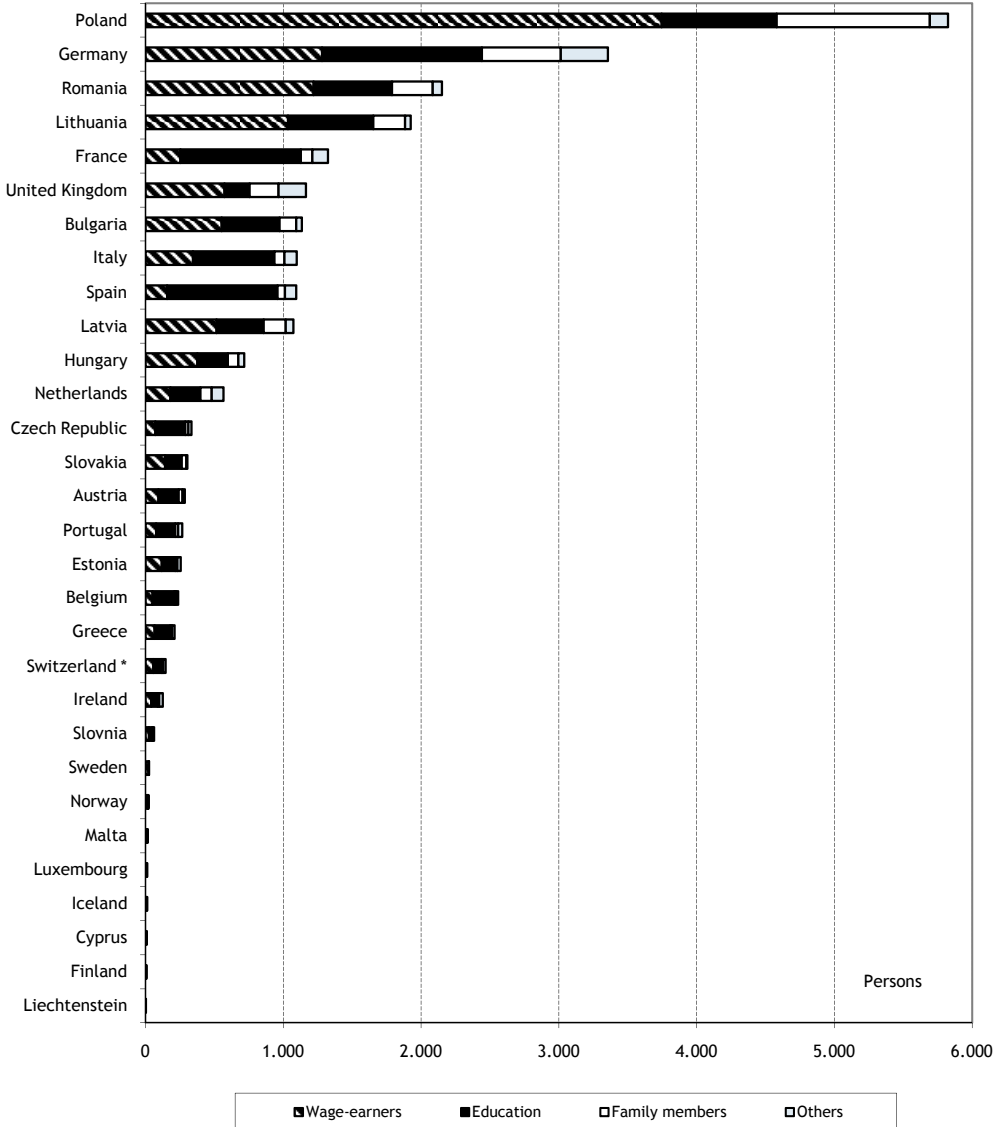
**EU/EEA residence cards and registration certificates - by year 2004 - 2009**



**EU/EEA residence cards and registration certificates - broken down by categories 2009**



**EU/EEA residence cards and registration certificates in 2009  
- broken down by category for EU/EEA States and Switzerland**



Note: Data refers to first time applications.

\* Switzerland is neither a member of the EU nor EEA, however the country is comprised by the provisions in the Danish EU/EEA ministerial order on equal terms with the EU/EEA States.

**EU/EEA residence cards and registration certificates issued for the purpose of work 2004 - 2009 \***

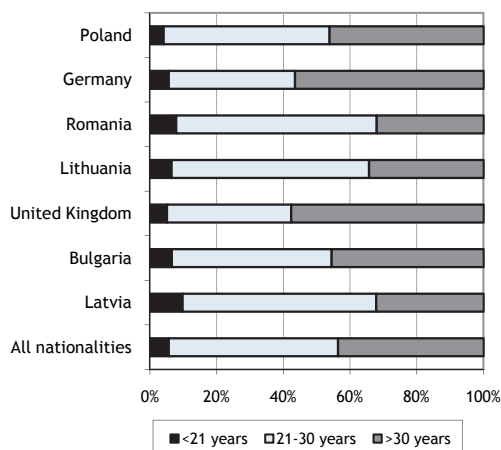
| Nationality    | 2004         | 2005         | 2006         | 2007         | 2008          | 2009          |
|----------------|--------------|--------------|--------------|--------------|---------------|---------------|
| Poland         |              |              |              |              | 9.239         | 3.745         |
| Germany        | 585          | 771          | 1.397        | 2.187        | 2.083         | 1.280         |
| Romania        |              |              |              |              | 1.224         | 1.219         |
| Lithuania      |              |              |              |              | 1.226         | 1.034         |
| United Kingdom | 468          | 497          | 643          | 681          | 673           | 572           |
| Bulgaria       |              |              |              |              | 406           | 553           |
| Latvia         |              |              |              |              | 374           | 515           |
| Others         | 1.094        | 1.248        | 1.644        | 1.664        | 2.612         | 2.101         |
| <b>Total</b>   | <b>2.147</b> | <b>2.516</b> | <b>3.684</b> | <b>4.532</b> | <b>17.837</b> | <b>11.019</b> |

**EU/EEA residence certificates issued for educational purposes 2004 - 2009 \***

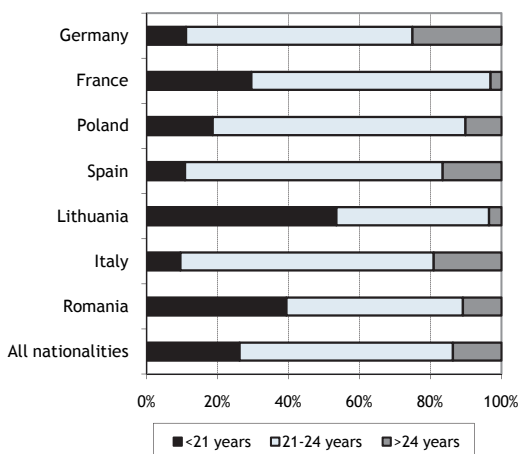
| Nationality  | 2004         | 2005         | 2006         | 2007         | 2008         | 2009         |
|--------------|--------------|--------------|--------------|--------------|--------------|--------------|
| Germany      | 667          | 779          | 936          | 932          | 1.019        | 1.160        |
| France       | 562          | 627          | 659          | 651          | 703          | 875          |
| Poland       | 352          | 699          | 988          | 897          | 940          | 835          |
| Spain        | 630          | 651          | 671          | 678          | 717          | 800          |
| Lithuania    | 203          | 269          | 392          | 380          | 539          | 619          |
| Italy        | 383          | 353          | 508          | 459          | 462          | 590          |
| Romania      |              |              |              | 234          | 377          | 569          |
| Others       | 1.018        | 1.215        | 1.599        | 1.765        | 2.060        | 2.526        |
| <b>Total</b> | <b>3.815</b> | <b>4.593</b> | <b>5.753</b> | <b>5.996</b> | <b>6.817</b> | <b>7.974</b> |

\* The nationalities are selected on the basis of the largest nationalities in each category in 2009.

**EU/EEA residence cards and registration certificates to wage earners 2009 - broken down by nationality**



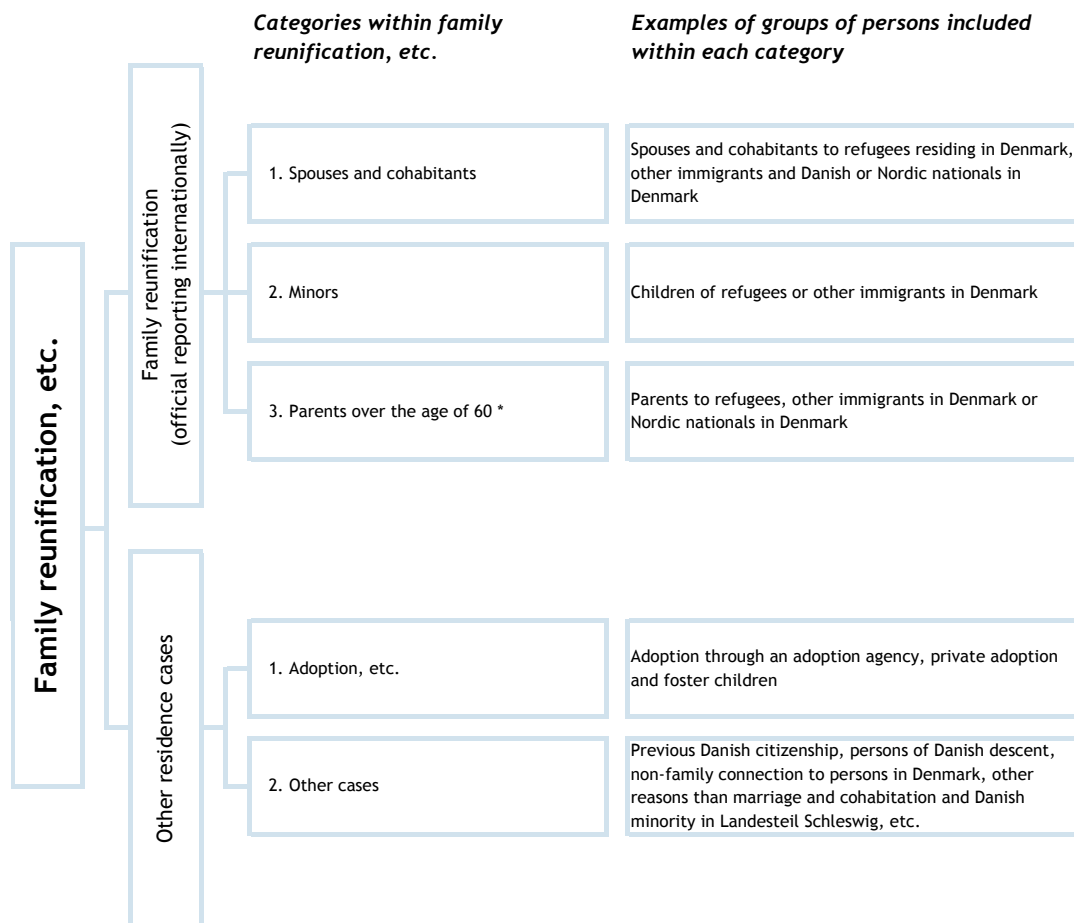
**EU/EEA residence certificates to students 2009 - broken down by nationality and age**





# FAMILY REUNIFICATION, ETC.

Overview of the statistical reporting in relation to family reunification, etc.



\* This category was repealed for applications lodged after 1 July 2002.

**The statistical reporting in relation to family reunification, etc.**

The statistical reporting in relation to family reunification includes both foreigners with close family in Denmark, who apply after the Aliens Act and foreigners who are family members of Danish nationals, who relocates to Denmark after having exercised his/her right of free movement in another EU/EEA Member State or Switzerland.

Family members of EU/EEA nationals and nationals from Switzerland living in Denmark are included in the statistical reporting in relation to EU/EEA.

# **Fact Sheet**

**Extract of the Danish Aliens Act (section  
1-9 f) and the EU Residence Order  
(section 1-13)**

Extract of the Danish Aliens Act (section 1-9) - the complete text is available via [www.newtodenmark.dk](http://www.newtodenmark.dk)

§ 1. Nationals of Finland, Iceland, Norway, and Sweden may enter and stay in Denmark without special permission.

§ 2. Aliens who are nationals of a country which is a Member State of the European Union or comprised by the Agreement on the European Economic Area may enter and stay in Denmark for up to 3 months from their date of entry or, if the aliens are seeking work, for up to 6 months from their date of entry.

...

§ 6. Upon application, a registration certificate or a residence card will be issued to an alien falling within the EU rules, see section 2(4) and (5).

§ 7. Upon application, a residence permit will be issued to an alien if the alien falls within the provisions of the Convention relating to the Status of Refugees (28 July 1951). (2) Upon application, a residence permit will be issued to an alien if the alien risks the death penalty or being subjected to torture or inhuman or degrading treatment or punishment in case of return to his country of origin. An application as referred to in the first sentence hereof is also considered an application for a residence permit under subsection (1).

...

§ 8. Upon application, a residence permit will be issued to an alien who arrives in Denmark under an agreement made with the United Nations High Commissioner for Refugees or similar international agreement, and who falls within the provisions of the Convention relating to the Status of Refugees (28 July 1951), see section 7(1).

(2) In addition to the cases mentioned in subsection (1), a residence permit will be issued, upon application, to an alien who arrives in Denmark under an agreement as mentioned in subsection (1), and who risks the death penalty or being subjected to torture or inhuman or degrading treatment or punishment in case of return to his country of origin, see section 7(2).

(3) In addition to the cases mentioned in subsections (1) and (2), a residence permit will be issued, upon application, to an alien who arrives in Denmark under an agreement as mentioned in subsection (1), and who would presumably have satisfied the fundamental conditions for obtaining a residence permit under one of the provisions of the Aliens Act if he had entered Denmark as an asylum-seeker.

...

§ 9. Upon application, a residence permit may be issued to:

(i) an alien over the age of 24 who cohabits at a shared residence, either in marriage or in regular cohabitation of prolonged duration, with a person permanently resident in Denmark over the age of 24 who: -

- (a) is a Danish national;
- (b) is a national of one of the other Nordic countries;
- (c) is issued with a residence permit under section 7 or 8;

or

(d) has held a permanent residence permit for Denmark for more than the last 3 years.

(ii) an unmarried child under the age of 15 of a person permanently resident in Denmark or of that person's spouse, provided that the child lives with the person having custody of it and has not started its own family through

regular cohabitation, and provided that the person permanently resident in Denmark: -

- (a) is a Danish national;
- (b) is a national of one of the other Nordic countries;
- (c) is issued with a residence permit under section 7 or 8;

or

(d) is issued with a permanent residence permit or a residence permit with a possibility of permanent residence.

(iii) an under-age alien for the purpose of residence with a person permanently resident in Denmark other than the person having custody of it, provided that the residence permit is issued for the purpose of adoption, residence as a result of a foster relationship or, if particular reasons make it appropriate, residence with the child's closest family, and provided that the person permanently resident in Denmark: -

- (a) is a Danish national;
- (b) is a national of one of the other Nordic countries;
- (c) is issued with a residence permit under section 7 or 8;

or

(d) is issued with a permanent residence permit or a residence permit with a possibility of permanent residence.

...

§ 9 a. A residence permit may be issued to an alien on the basis of employment or activities as a self-employed person, see subsection (2).

(2) Upon application, a residence permit may be issued to an alien: -

(i) who has achieved at least a certain number of points (the greencard scheme) on the basis of a point system laid down by the Minister of Refugee, Immigration and Integration Affairs, see subsection (6);

(ii) who has concluded a contract of or has been offered employment within a professional field short of qualified labour (the positive list);

(iii) who has concluded a contract of or been offered employment within a professional field in which the employment implies an annual pay of a minimum amount laid down by the Minister of Refugee, Immigration and Integration Affairs (pay limit scheme);

(iv) who is employed by an international corporation with a department in Denmark (corporate residence permit);

(v) if extension of his residence permit under sections 7 to 9 or sections 9b to 9e is refused under section 11(2), see section 19(1), or his residence permit is revoked under section 19(1), provided that the alien has regular employment of prolonged duration or has been self-employed for a prolonged period, and employment or business considerations make it appropriate (labour market ties); or

(vi) if essential employment or business considerations otherwise make it appropriate to grant the application.

...

(7) An alien who has been issued with a residence permit under subsection (2)(ii) to (iv) or (vi) and who has concluded a contract of or has been offered new employment may, upon submitting an application for a residence permit on the basis of the new employment, reside in Denmark and work during the period until it has been decided whether the alien can be issued with a residence permit. An application for a new residence permit must be submitted when the alien commences his new job at the latest.

(8) An alien who has been issued with a residence permit under subsection (2)(ii) or (iii) and has become involuntarily unemployed may be issued with a residence permit for up to 6 months from the end of the employment for the purpose of seeking new work. The alien shall submit an application

to that effect immediately after the alien's employment has ended at the latest. Subsections (3) and (7) apply correspondingly.

...

**§ 9 b.** Upon application, a residence permit may be issued to an alien who, in cases not falling within section 7(1) and (2), is in such a position that essential considerations of a humanitarian nature conclusively make it appropriate to grant the application.

...

**§ 9 c.** Upon application, a residence permit may be issued to an alien if exceptional reasons make it appropriate, including regard for family unity. Unless particular reasons make it inappropriate, including regard for family unity, it must be made a condition for a residence permit under the first sentence hereof as a result of family ties with a person living in Denmark that the conditions referred to in section 9(2) to (17) are satisfied. The provisions of section 9(19) to (25) apply correspondingly.

(2) Upon application, a residence permit may be issued to an alien whose application for a residence permit under section 7 has been refused, provided: -

(i) that it has not been possible to return the alien, see section 30, for at least 18 months;

(ii) that the alien has assisted in the return efforts for 18 months consecutively; and

(iii) that return must be considered futile according to the information available at the time.

(3) A residence permit may be issued to: -

(i) an unaccompanied alien who has submitted an application for a residence permit pursuant to section 7 prior to his 18th birthday if, from information available on the alien's personal circumstances, there are particular reasons to assume that the alien should not undergo asylum proceedings;

(ii) an unaccompanied alien who has submitted an application for a residence permit pursuant to section 7 prior to his 18th birthday, if there is reason to assume that in cases other than those mentioned in section 7(1) and (2) the alien will in fact be placed in an emergency situation upon a return to his country of origin.

(4) Upon application, a residence permit may be issued to an alien who carries out literary activities, etc., and who has been offered residence in a municipality by the local council as an element in the municipality's membership of an international organisation approved by the Minister for Culture upon consultation with the Minister of Refugee, Immigration and Integration Affairs.

...

**§ 9 d.** Upon application, a residence permit is issued to an alien who has previously been a Danish national unless the alien has been deprived of his Danish nationality by judgment pursuant to section 8A or 8B of the Danish Nationality Act.

**§ 9 e.** A residence permit may be issued to an alien from the Kosovo Province of the Federal Republic of Yugoslavia holding or formerly holding a residence permit pursuant to the Act on Temporary Residence Permits for Distressed Persons from the Kosovo Province of the Federal Republic of Yugoslavia (the Kosovo Emergency Act) or being or having been registered as an asylum-seeker under the rules of section 48e(1) on the basis of an application for a residence permit under section 7 submitted before 30 April 1999, if the alien must be assumed to need temporary protection in Denmark.

...

**§ 9 f.** Upon application, a residence permit may be issued to: -

(i) an alien who is to act as a religious preacher in Denmark;

(ii) an alien who is to act as a missionary in Denmark; or

(iii) an alien who is to act within a religious order in Denmark.

...

**Extract of the EU Residence Order (section 1-13) concerning family members of EU/EEA nationals, including family members of Danish nationals - the complete text is available via [www.newtodenmark.dk](http://www.newtodenmark.dk)**

**§ 1.** For the purposes of this Order, a principal person means an EU national who has an independent right of residence in Denmark under the EU rules.  
(2) For the purposes of this Order, any EEA national or Swiss national is treated as the equivalent of an EU national.

**§ 2.** For the purposes of this Order, a family member means:  
(i) a principal person's spouse;  
(ii) a principal person's descendants under 21 years of age and the descendants under 21 years of age of a principal person's spouse;  
(iii) a principal person's other dependent descendants and any other descendants of the principal person's spouse who are dependent on the principal person;  
(iv) relatives in the ascending line of either a principal person or the principal person's spouse if they are dependent on the principal person;  
(v) a principal person's other relatives if they are dependent on the principal person or are living under the roof of the principal person in the country from where they come; or  
(vi) a principal person's other family members where serious health grounds strictly require the personal care of the family members by the principal person.  
(2) A registered partner is treated as the equivalent of a spouse.

...

**§ 8.** Family members of an EU national falling within section 3(1) or (2) of this Order have a right of residence in Denmark extending for longer than the three- or six-month periods following from section 2(1) and (2) of the Aliens Act when they accompany or join the EU national who has established genuine and effective residence in Denmark.  
(2) Unless exceptional reasons make it inappropriate, it is a condition for the right of residence under subsection (1) hereof of family members falling within section 2(1)(iii) to (v) of this Order that the EU national has such income or means at his disposal for the support of himself and the family members that the persons in question are presumed, upon specific assessment, not to become a burden on the public authorities.

**§ 9.** Family members of an EU national falling within section 4(1) of this Order have a right of residence in Denmark extending for longer than the three- or six month periods following from section 2(1) and (2) of the Aliens Act when they accompany or join the EU national who has established genuine and effective residence in Denmark.  
(2) Family members falling within section 2(1)(i) to (iv) of this Order who are family members of a third-country national falling within section 4(2) of this Order have a right of residence in Denmark extending for longer than the three- or six-month periods following from section 2(1) and (2) of the Aliens Act when they accompany or join the third-country national who has established genuine and effective residence in Denmark.  
(3) Unless exceptional reasons make it inappropriate, it is a condition for the right of residence under subsections (1) and (2) hereof of family members falling within section 2(1)(iii) to (v) of this Order that the EU national or the third-country national has such income or means at his disposal for the support of himself and the family members that the persons in question are presumed, upon specific

assessment, not to become a burden on the public authorities.

**§ 10.** Family members of an EU national falling within section 5 of this Order have a right of residence in Denmark extending for longer than the three- or six month periods following from section 2(1) and (2) of the Aliens Act when they accompany or join the EU national who has established genuine and effective residence in Denmark.  
(2) Unless exceptional reasons make it inappropriate, it is a condition for the right of residence under subsection (1) hereof that the EU national has such income or means at his disposal for the support of himself and his family members that the persons in question are presumed, upon specific assessment, not to become a burden on the public authorities.

**§ 11.** Family members of an EU national falling within section 6 of this Order have a right of residence in Denmark extending for longer than the three- or six month periods following from section 2(1) and (2) of the Aliens Act when they accompany or join the EU national who has established genuine and effective residence in Denmark.  
(2) Unless exceptional reasons make it inappropriate, it is a condition for the right of residence under subsection (1) hereof that the EU national has such income or means at his disposal for the support of himself and his family members that the persons in question are presumed, upon specific assessment, not to become a burden on the public authorities.

**§ 12.** Family members of an EU national falling within section 7 of this Order have a right of residence in Denmark extending for longer than the three- or six month periods following from section 2(1) and (2) of the Aliens Act when they accompany or join the EU national who has established genuine and effective residence in Denmark.  
(2) Unless exceptional reasons make it inappropriate, it is a condition for the right of residence under subsection (1) hereof of family members falling within section 2(1)(iii) to (v) of this Order that the EU national has such income or means at his disposal for the support of himself and the family members that the persons in question are presumed, upon specific assessment, not to become a burden on the public authorities.

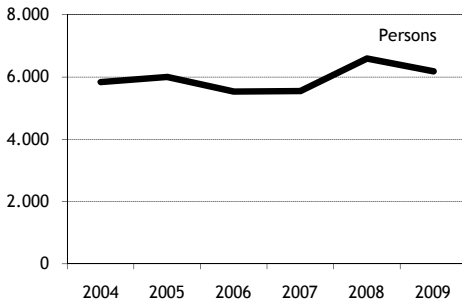
**§ 13.** To the extent that it follows from EU law, family members of a Danish national have a right of residence in Denmark extending for longer than the three- or six month periods following from section 2(1) and (2) of the Aliens Act.

...

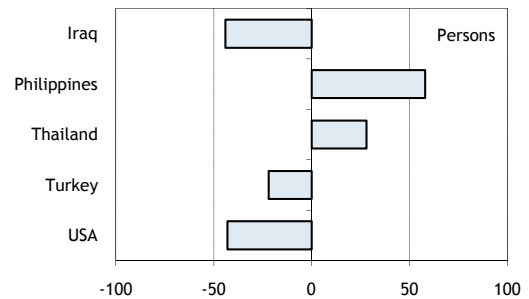
Applications for family reunification 2004 - 2009

| Nationality  | Period | 2004         | 2005         | 2006         | 2007         | 2008         | 2009         |
|--------------|--------|--------------|--------------|--------------|--------------|--------------|--------------|
| Afghanistan  |        | 267          | 206          | 133          | 126          | 119          | 130          |
| China        |        | 168          | 179          | 199          | 207          | 254          | 250          |
| Iraq         |        | 227          | 344          | 188          | 171          | 212          | 168          |
| Pakistan     |        | 208          | 208          | 171          | 216          | 212          | 213          |
| Philippines  |        | 167          | 192          | 218          | 267          | 359          | 417          |
| Russia       |        | 224          | 173          | 170          | 171          | 168          | 160          |
| Somalia      |        | 192          | 202          | 152          | 131          | 134          | 134          |
| Thailand     |        | 562          | 541          | 506          | 571          | 732          | 760          |
| Turkey       |        | 631          | 651          | 669          | 678          | 799          | 777          |
| USA          |        | 161          | 203          | 192          | 194          | 267          | 224          |
| Vietnam      |        | 144          | 146          | 145          | 144          | 150          | 142          |
| Others       |        | 2.887        | 2.955        | 2.790        | 2.676        | 3.184        | 2.809        |
| <b>Total</b> |        | <b>5.838</b> | <b>6.000</b> | <b>5.533</b> | <b>5.552</b> | <b>6.590</b> | <b>6.184</b> |

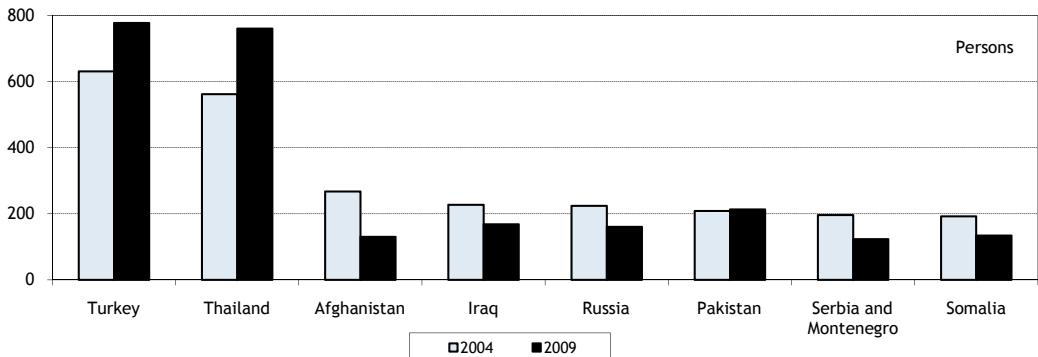
Applications for family reunification - by year 2004 - 2009



Applications for family reunification - changes 2008/2009 for selected nationalities



Applications for family reunification 2004 and 2009 - selected nationalities according to the eight largest applicant nationalities in 2004



Note: The figures do not include the category other residence cases (e.g adoption, formerly Danish citizenship and Danish descent i.e the overview of the statistical reporting in relation to family reunification, etc.).

**Positive decisions on family reunification 2009 \***

| Category   | Nationality | 2008<br>Total | selected nationalities 2009 |           |            |            | 2009<br>Total |
|--|-------------|---------------|-----------------------------|-----------|------------|------------|---------------|
|  |             |               | Iraq                        | Somalia   | Thailand   | Turkey     |               |
| <b>Spouses and cohabitants</b>                   |             | <b>3.075</b>  | <b>106</b>                  | <b>30</b> | <b>498</b> | <b>365</b> | <b>3.662</b>  |
| - of which to refugees in Denmark                |             | 160           | 44                          | 11        | 1          | 3          | 292           |
| - of which to other immigrants in Denmark        |             | 292           | 12                          | 13        | 7          | 90         | 327           |
| - of which to Danish/Nordic nationals in Denmark |             | 2.623         | 50                          | 6         | 490        | 272        | 3.043         |
| <b>Minors</b>                                    |             | <b>674</b>    | <b>33</b>                   | <b>24</b> | <b>154</b> | <b>75</b>  | <b>816</b>    |
| - of which to refugees in Denmark                |             | 99            | 20                          | 9         | 2          | 1          | 145           |
| - of which to other than refugees in Denmark     |             | 575           | 13                          | 15        | 152        | 74         | 671           |
| <b>Parents over the age of 60 **</b>             |             | <b>0</b>      | <b>0</b>                    | <b>0</b>  | <b>0</b>   | <b>0</b>   | <b>1</b>      |
| - of which to refugees in Denmark                |             | 0             | 0                           | 0         | 0          | 0          | 1             |
| <b>Total</b>                                     |             | <b>3.749</b>  | <b>139</b>                  | <b>54</b> | <b>652</b> | <b>440</b> | <b>4.479</b>  |
| <i>of which to refugees in Denmark in %</i>      |             | 7%            | 46%                         | 37%       | <1%        | <1%        | 10%           |

**Negative decisions on family reunification 2009 \* \*\*\***

| Category   | Nationality | 2008<br>Total | selected nationalities 2009 |           |           |            | 2009<br>Total |
|--|-------------|---------------|-----------------------------|-----------|-----------|------------|---------------|
|  |             |               | Iraq                        | Somalia   | Thailand  | Turkey     |               |
| <b>Spouses and cohabitants</b>                   |             | <b>842</b>    | <b>75</b>                   | <b>60</b> | <b>63</b> | <b>328</b> | <b>1.733</b>  |
| - of which to refugees in Denmark                |             | 94            | 17                          | 22        | 0         | 0          | 148           |
| - of which to other immigrants in Denmark        |             | 304           | 24                          | 8         | 5         | 204        | 559           |
| - of which to Danish/Nordic nationals in Denmark |             | 444           | 34                          | 30        | 58        | 124        | 1.026         |
| <b>Minors</b>                                    |             | <b>385</b>    | <b>12</b>                   | <b>27</b> | <b>35</b> | <b>140</b> | <b>432</b>    |
| - of which to refugees in Denmark                |             | 65            | 8                           | 11        | 1         | 7          | 70            |
| - of which to other than refugees in Denmark     |             | 320           | 4                           | 16        | 34        | 133        | 362           |
| <b>Parents over the age of 60 **</b>             |             | <b>0</b>      | <b>0</b>                    | <b>0</b>  | <b>0</b>  | <b>0</b>   | <b>0</b>      |
| - of which to Danish/Nordic nationals in Denmark |             | 0             | 0                           | 0         | 0         | 0          | 0             |
| <b>Total</b>                                     |             | <b>1.277</b>  | <b>87</b>                   | <b>87</b> | <b>98</b> | <b>468</b> | <b>2.165</b>  |
| <i>of which to refugees in Denmark in %</i>      |             | 13%           | 29%                         | 38%       | 1%        | 1%         | 10%           |

Note: The figures include first instance decisions only.

\* As of 11 July 2008 decisions regarding family reunification to Danish nationals according to the EU rules are registered separately and electronically. These decisions are comprised in the figures above.

Decisions according to the EU rules regarding children can not be separated electronically from decisions regarding spouses and cohabitants. In 2009 16 positive and 14 negative decisions were made regarding children covered by the EU rules, in 2008 there were 4 positive and 0 negative respectively.

\*\* This category was repealed for applications lodged after 1 July 2002.

\*\*\* As of 11 July 2008 the figures contain refusals according to The Aliens Act as well as refusals according to the EU rules.



Applications for family reunification under the EU rules to Danish nationals 2009

| Nationality                    | Period | 2008       | 2009       | % in 2009   |
|--------------------------------|--------|------------|------------|-------------|
| <b>EU/EEA-nationals</b>        |        | <b>56</b>  | <b>75</b>  | <b>11%</b>  |
| Poland                         |        | 13         | 16         | 2%          |
| United Kingdom                 |        | 11         | 15         | 2%          |
| Germany                        |        | 6          | 14         | 2%          |
| Latvia                         |        | 2          | 5          | 1%          |
| Others                         |        | 24         | 25         | 4%          |
| <b>Third country nationals</b> |        | <b>413</b> | <b>619</b> | <b>89%</b>  |
| Turkey                         |        | 122        | 184        | 27%         |
| Pakistan                       |        | 51         | 59         | 9%          |
| Thailand                       |        | 10         | 30         | 4%          |
| USA                            |        | 17         | 25         | 4%          |
| Others                         |        | 213        | 321        | 45%         |
| <b>Total</b>                   |        | <b>469</b> | <b>694</b> | <b>100%</b> |

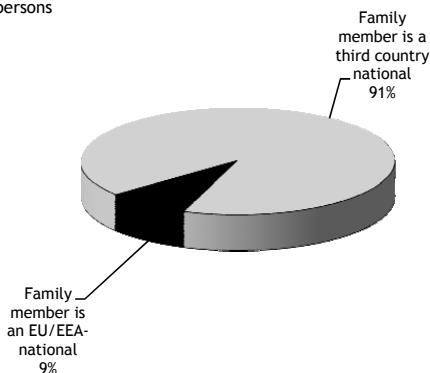
Decisions on family reunification under the EU rules to Danish nationals 2004 - 2009 \*

| Period             | 2004      | 2005      | 2006      | 2007       | 2008       | 2009       |
|--------------------|-----------|-----------|-----------|------------|------------|------------|
| Positive decisions | 46        | 46        | 60        | 105        | 155        | 467        |
| Negative decisions | 6         | 29        | 7         | 6          | 6          | 351        |
| <b>Total</b>       | <b>52</b> | <b>75</b> | <b>67</b> | <b>111</b> | <b>161</b> | <b>818</b> |

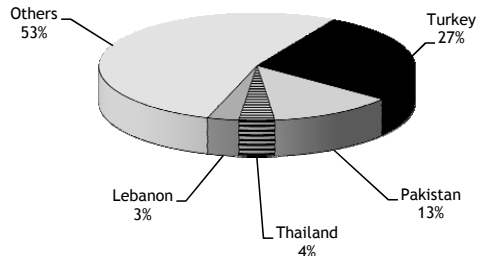
\* Decisions in the years 2004 - 2007 and in the period 1 January 2008 - 10 July 2008 (43 positive and 2 negative decisions in the period 1 January 2008 - 10 July 2008) are based on manual countings. As of 11 July 2008 an independent basis for registration of decisions on family reunification under the EU rules to Danish nationals has been established.

Positive decisions on family reunification under the EU rules to Danish nationals - broken down by group of nationality and largest nationalities

467 persons



467 persons



**Family reunification under the EU rules to Danish nationals - broken down by whether the reference living in Denmark and the applicants are above or under 24 years\***

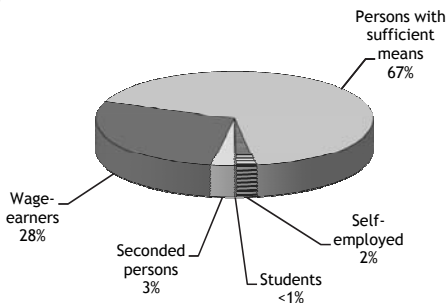
| Reference Applicant | Under 24 years | Above 24 years | Total      |
|---------------------|----------------|----------------|------------|
| Under 24 years      | 38             | 74             | 112        |
| Above 24 years      | 80             | 259            | 339        |
| <b>Total</b>        | <b>118</b>     | <b>333</b>     | <b>451</b> |

| Reference Applicant | Under 24 years | Above 24 years | Total       |
|---------------------|----------------|----------------|-------------|
| Under 24 years      | 8%             | 16%            | 24%         |
| Above 24 years      | 18%            | 58%            | 76%         |
| <b>Total</b>        | <b>26%</b>     | <b>74%</b>     | <b>100%</b> |

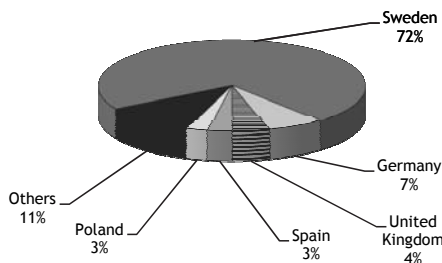
\* Excl. 16 permits to children included in cases with regards to family reunification to spouses and cohabitants.

**Family reunification under the EU rules to Danish nationals 2009 - broken down by the basis for the reference's residence \*\* and by country of residence (secondary movement)**

467 persons



467 persons



The Danish nationals, who were family reunificated under the EU rules in 2009, had the following basis for residence in another EU/EEA Member State or Switzerland:

**Persons with sufficient means** - also called self-supporting persons: I.e. the Danish national had sufficient income or means in disposal, such that the person in question was not a liability to the State in which he/she took residence.

**Wage-earners:** I.e. the Danish national has had work in the other EU Member State.

**Seconded persons:** I.e. the Danish national was seconded by a company in the home country to the other EU Member State.

**Self employed:** I.e. the Danish national ran his/her own independent business in the other EU Member State.

**Students:** I.e. the Danish national was a student in the other EU Member State at an institution which was either recognized or financed by the State, and also was able to provide for him/her self.

Danish nationals who have exercised their freedom of movement in another EU/EEA Member State with sufficient means or as students, may be required to prove that they have sufficient means for themselves and all their family members upon return to Denmark.

\*\* The basis for residence indicates which type of residence a person, who has exercised the right of free movement by taking residence in another EU/EEA country, is assessed to have had.

# ASYLUM, ETC.

**Asylum applications 2004 - 2009**

*Asylum applications lodged in Denmark (gross application figure) 2004 - 2009 \**

| Nationality                                  | 2004         | 2005         | 2006         | 2007         | 2008         | 2009         |
|--|--------------|--------------|--------------|--------------|--------------|--------------|
| Afghanistan                                  | 285          | 182          | 127          | 144          | 424          | 1.059        |
| Algeria                                      | 50           | 46           | 15           | 17           | 38           | 46           |
| Bosnia-Herzegovina                           | 102          | 49           | 39           | 41           | 26           | 37           |
| Eritrea                                      | 18           | 8            | 5            | 6            | 15           | 37           |
| Iran   | 140          | 123          | 89           | 109          | 202          | 334          |
| Iraq **                                      | 217          | 264          | 519          | 1.071        | 562          | 309          |
| Nigeria                                      | 89           | 55           | 52           | 22           | 30           | 54           |
| Pakistan                                     | 81           | 39           | 31           | 17           | 14           | 49           |
| Russia                                       | 163          | 119          | 61           | 115          | 184          | 341          |
| Serbia and Montenegro ***                    | 784          | 383          | 274          | 96           | 121          | 277          |
| Somalia                                      | 154          | 81           | 58           | 37           | 66           | 179          |
| Sri Lanka                                    | 18           | 22           | 31           | 42           | 53           | 62           |
| Stateless Palestinians                       | 148          | 80           | 71           | 53           | 91           | 92           |
| Syria  | 56           | 45           | 55           | 74           | 107          | 383          |
| Others                                       | 930          | 785          | 533          | 402          | 476          | 596          |
| <b>Total</b>                                 | <b>3.235</b> | <b>2.281</b> | <b>1.960</b> | <b>2.246</b> | <b>2.409</b> | <b>3.855</b> |
| <b>Total (excl. Iraqi interpreters etc.)</b> |              |              |              | <b>1.872</b> | <b>2.389</b> |              |

\* Including safe third country and Dublin returns as well as disappearances and withdrawals etc.

*Asylum applications registered in Denmark (processing figure) 2004 - 2009*

| Nationality                                  | 2004         | 2005         | 2006       | 2007         | 2008       | 2009         |
|--|--------------|--------------|------------|--------------|------------|--------------|
| Afghanistan                                  | 212          | 138          | 85         | 68           | 131        | 514          |
| Algeria                                      | 3            | 12           | 2          | 6            | 6          | 10           |
| Bosnia-Herzegovina                           | 39           | 18           | 25         | 21           | 19         | 27           |
| Eritrea                                      | 10           | 8            | 4          | 2            | 4          | 15           |
| Iran   | 82           | 67           | 69         | 55           | 96         | 280          |
| Iraq **                                      | 118          | 96           | 96         | 475          | 195        | 153          |
| Nigeria                                      | 44           | 39           | 33         | 13           | 16         | 25           |
| Pakistan                                     | 26           | 16           | 22         | 8            | 5          | 14           |
| Russia                                       | 102          | 57           | 31         | 52           | 122        | 114          |
| Serbia and Montenegro ***                    | 300          | 301          | 119        | 47           | 34         | 127          |
| Somalia                                      | 82           | 54           | 35         | 11           | 10         | 66           |
| Sri Lanka                                    | 6            | 22           | 28         | 18           | 29         | 52           |
| Stateless Palestinians                       | 65           | 52           | 40         | 17           | 30         | 43           |
| Syria  | 35           | 26           | 30         | 54           | 51         | 256          |
| Others                                       | 509          | 377          | 303        | 182          | 203        | 326          |
| <b>Total</b>                                 | <b>1.633</b> | <b>1.283</b> | <b>922</b> | <b>1.029</b> | <b>951</b> | <b>2.022</b> |
| <b>Total (excl. Iraqi interpreters etc.)</b> |              |              |            | <b>655</b>   | <b>931</b> |              |

\*\* Including 374 applications from Iraqi interpreters etc. in 2007 and 20 in 2008.

\*\*\* The number of asylum applications in 2009 from Serbia and Montenegro were 277, of which 151 were from Serbia, 124 from Kosovo and 2 from Montenegro.

The number of asylum applications registered in Denmark in 2009 from Serbia and Montenegro were 127, of which 64 from Serbia and 63 from Kosovo.

**Total number of persons granted refugee status or other status in Denmark 2009 \***

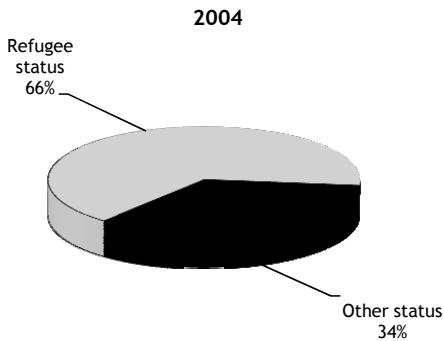
| Category                           | Nationality<br>2008<br>Total ** | selected nationalities 2009 |            |            |            | 2009<br>Total |
|------------------------------------|---------------------------------|-----------------------------|------------|------------|------------|---------------|
|                                    |                                 | Afghanistan                 | Iran       | Iraq       | Syria      |               |
| <b>Refugee status (A)</b>          | <b>1.242</b>                    | <b>234</b>                  | <b>164</b> | <b>166</b> | <b>135</b> | <b>1.279</b>  |
| Geneva Convention                  | 311                             | 10                          | 132        | 66         | 122        | 414           |
| <b>B-status/De Facto Status **</b> | <b>367</b>                      | <b>203</b>                  | <b>15</b>  | <b>83</b>  | <b>13</b>  | <b>413</b>    |
| Quota refugees                     | 564                             | 21                          | 17         | 17         | 0          | 452           |
| <b>Other status (B)</b>            | <b>211</b>                      | <b>19</b>                   | <b>3</b>   | <b>24</b>  | <b>2</b>   | <b>97</b>     |
| Humanitarian                       | 157                             | 6                           | 1          | 17         | 1          | 55            |
| Exceptional reasons                | 54                              | 13                          | 2          | 7          | 1          | 42            |
| - of which return not possible     | 11                              | 0                           | 0          | 0          | 1          | 6             |
| <b>Total (A+B)</b>                 | <b>1.453</b>                    | <b>253</b>                  | <b>167</b> | <b>190</b> | <b>137</b> | <b>1.376</b>  |

\* Including all instances. See annex 14 for further details.

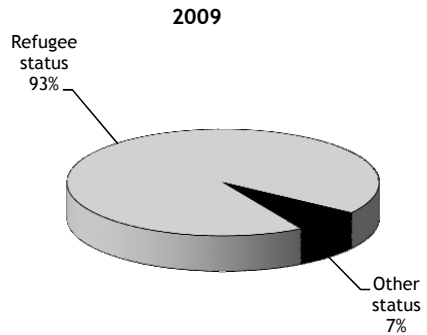
\*\* Including 83 permits (B-status) to Iraqi interpreters etc. in 2008.

**Total number of persons granted refugee status or other status in Denmark 2004 and 2009**

1.592 persons



1.376 persons



Unaccompanied minor asylum-seekers 2004 - 2009

Unaccompanied minor asylum-seekers (gross application figure)

| Nationality  | 2004       | 2005       | 2006       | 2007      | 2008       | 2009       |
|--------------|------------|------------|------------|-----------|------------|------------|
| Afghanistan  | 22         | 11         | 17         | 39        | 168        | 386        |
| Algeria      | 3          | 3          | 3          | 0         | 6          | 8          |
| Iran         | 6          | 5          | 5          | 3         | 20         | 22         |
| Iraq         | 8          | 7          | 51         | 31        | 67         | 30         |
| Somalia      | 12         | 7          | 3          | 3         | 5          | 26         |
| Syria        | 0          | 2          | 1          | 0         | 0          | 11         |
| Others       | 77         | 74         | 27         | 17        | 36         | 46         |
| <b>Total</b> | <b>128</b> | <b>109</b> | <b>107</b> | <b>93</b> | <b>302</b> | <b>529</b> |

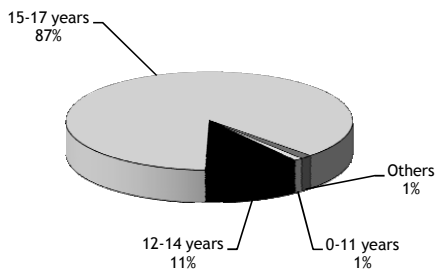
| % of the gross application figure * | 4% | 5% | 5% | 5% | 13% | 14% |
|-------------------------------------|----|----|----|----|-----|-----|
|-------------------------------------|----|----|----|----|-----|-----|

Note: In Denmark, an unaccompanied minor is defined as a person under 18 years of age who enters the country without parents or other persons who are responsible for the child, e.g. siblings or grandparents. Also children who enter the country accompanied, but who are later abandoned, are treated as unaccompanied.

\* Excl. 374 applications from iraqi interpreters, etc in 2007 and 20 in 2008.

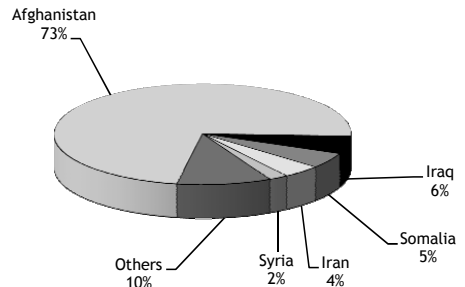
Unaccompanied minor asylum-seekers - broken down by age 2009

529 persons



Unaccompanied minor asylum-seekers - broken down by largest nationalities 2009

529 persons



Unaccompanied minor asylum-seekers - broken down by age and sex 2004 - 2009

Unaccompanied minor asylum-seekers (gross application figure)

| Age           | Sex             | 2004       | 2005       | 2006       | 2007      | 2008       | 2009       |
|---------------|-----------------|------------|------------|------------|-----------|------------|------------|
| 0 - 11 years  | Males           | 7          | 3          | 3          | 2         | 5          | 5          |
|               | Females         | 3          | 2          | 1          | 1         | 2          | 0          |
|               | <b>Subtotal</b> | <b>10</b>  | <b>5</b>   | <b>4</b>   | <b>3</b>  | <b>7</b>   | <b>5</b>   |
| 12 - 14 years | Males           | 17         | 17         | 17         | 7         | 47         | 53         |
|               | Females         | 6          | 8          | 3          | 0         | 0          | 3          |
|               | <b>Subtotal</b> | <b>23</b>  | <b>25</b>  | <b>20</b>  | <b>7</b>  | <b>47</b>  | <b>56</b>  |
| 15 - 17 years | Males           | 79         | 65         | 76         | 80        | 229        | 443        |
|               | Females         | 19         | 14         | 7          | 3         | 11         | 18         |
|               | <b>Subtotal</b> | <b>95</b>  | <b>79</b>  | <b>83</b>  | <b>83</b> | <b>240</b> | <b>461</b> |
| Others        |                 | 0          | 0          | 0          | 0         | 8          | 7          |
| <b>Total</b>  |                 | <b>128</b> | <b>109</b> | <b>107</b> | <b>93</b> | <b>302</b> | <b>529</b> |

VISA

**Decisions on applications for visa 2004 - 2009**

| Authority                       | Decisions             | 2004          | 2005          | 2006          | 2007          | 2008          | 2009          |
|---------------------------------|-----------------------|---------------|---------------|---------------|---------------|---------------|---------------|
| The Danish Immigration Service  | Positive *            | 12.713        | 13.870        | 12.076        | 13.759        | 9.727         | 9.622         |
|                                 | Negative              | 8.413         | 6.148         | 5.090         | 4.700         | 4.008         | 4.629         |
| The Ministry of Foreign Affairs | Positive (approx.) ** | 52.000        | 61.000        | 62.000        | 71.000        | 70.000        | 72.228        |
| <b>Total</b>                    |                       | <b>73.126</b> | <b>81.018</b> | <b>79.166</b> | <b>89.459</b> | <b>83.735</b> | <b>86.479</b> |

\* As of 2005 the positive decisions given by the Danish Immigration Service also include VLTV (Visa with Limited Territorial Validity - 1.279 permits in 2009) and transit visa (342 permits in 2009).

\*\* The figures from the Ministry of Foreign Affairs in the years 2004-2008 are based on estimates. The official statistical reporting in the entire field of visas is, as of 2009, covered by data retrieved from the system IVR-VIS / UM-VIS.

**Visa in brief:**

Nationals from the Nordic countries and foreigners, who have a residence card issued according to the EU-rules on free movement can enter and reside in Denmark without a visa. EU/EEA nationals, foreigners obtaining residence permit in another Shengen-country and nationals from countries, which are not required to carry an entry visa, can enter and reside in Denmark for up to three months without a visa. Other nationals and foreigners (irrespective of nationality) with an entry prohibition to Denmark are required to carry an entry visa and must obtain that before entering the country.

All foreigners must be in possession of a valid passport and the necessary means for covering the expenses related with their stay in Denmark and their return.

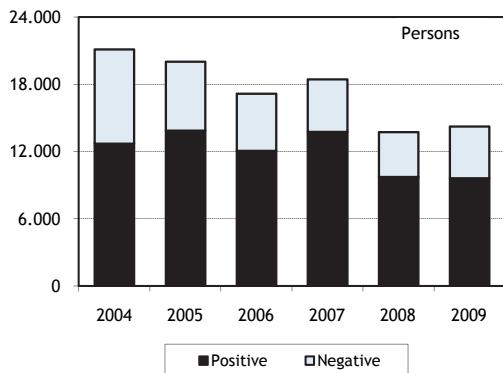
Furthermore, some basic conditions must be met in order to be granted a visa: the alien's passport must be valid for three months past the visa expiration date, he or she must normally hold a travel insurance policy and may not be registered as an undesirable in the Schengen Information System (SIS) nor previously have been deported from Denmark and given an entry prohibition.

A visa is - usually - granted with validity for stays in the entire Schengen-area for up to three months. However, a visa solely for entry in Denmark may be granted in special cases, if a person does not satisfy the conditions for a Schengen visa.

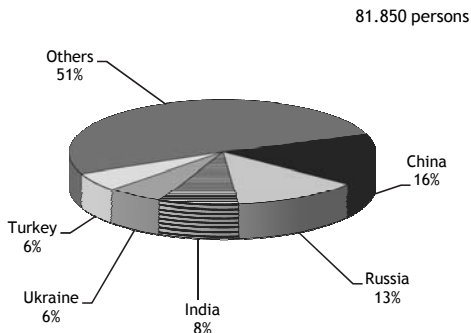
The application for a visa must be submitted to a Danish mission abroad, or in case where an agreement on representation has been made, to another Nordic mission. Most visa cases are simple and are decided upon at the representation offices abroad on a routine basis. More complicated cases are submitted to the Danish Immigration Service for decision.

Refusals by the Danish Immigration Service can be appealed to the Ministry for Integration Affairs. The table above does not include figures from the Ministry for Integration Affairs.

**Decisions on applications for visa submitted to the Danish Immigration Service 2004 - 2009**



**All visas granted 2009 - broken down by largest nationalities**





# DANISH CITIZENSHIP

**Danish nationality laid down by law 2004 - 2009 \***

|                 | 2004         | 2005          | 2006         | 2007         | 2008         | 2009         |
|-----------------|--------------|---------------|--------------|--------------|--------------|--------------|
| Main persons ** | 5.740        | 5.899         | 4.250        | 1.878        | 6.262        | 2.919        |
| Subordinates ** | 3.762        | 4.502         | 2.433        | 1.022        | 2.982        | 879          |
| <b>Total</b>    | <b>9.502</b> | <b>10.401</b> | <b>6.683</b> | <b>2.900</b> | <b>9.244</b> | <b>3.798</b> |

**Note:** Persons listed in a naturalisation bill, with the condition upon release of their present nationality, will only acquire Danish nationality, if the person can prove to have been released from his or her present nationality within a time limit of 2 years from the act has been passed. If the person can not prove this within the time limit, the person will not acquire Danish nationality according to this act.

\* In 2008 three new bills were passed regarding Danish nationality, where normally two bills will be passed. The reason for this is that the bill, that was introduced in October 2007, was repealed as a result of the general election on 13 November 2007.

\*\* The main persons are applicants for Danish nationality over the age of 18, who are listed in a naturalisation bill, because they fulfil the conditions to be satisfied to acquire Danish nationality. The subordinates are the children under the age of 18 of the main persons. Children can only acquire citizenship together with a main person, where the main person has custody of the child, and if the child is unmarried and lives in Denmark. The information is based on the Nationality Divisions Check List System (TLS).

**In short the conditions that must be satisfied to acquire Danish nationality by naturalisation:**

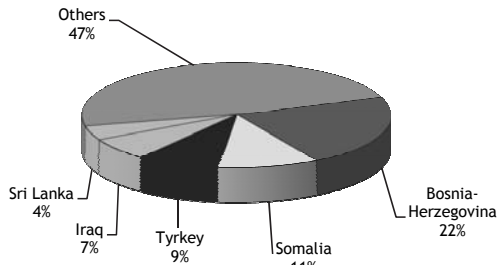
A number of conditions must be satisfied to become listed in a naturalisation bill:

- the applicant must have a permanent residence permit for Denmark and live in Denmark
- the applicant must, as a general rule, have lived in Denmark for a continuous period of at least 9 years
- the applicant must have proof of his or her Danish skills by submitting a certificate of the Danish 3 Examination from the Danish language centers or a corresponding certificate on a similar level
- the applicant must prove to have some knowledge of the Danish society and of Danish culture and history by presenting a certificate of a special citizenship test
- the applicant must currently support him- or herself and must not have received any public cash assistance within the latest year ahead of the introduction of the naturalisation bill. Furthermore the applicant may not have received the public assistance mentioned for an aggregate period exceeding six months
- the applicant can not have overdue debt to public authorities
- if the applicant has been sentenced for some offences, the general rule is that he or she cannot be listed in a naturalisation bill until the expiration of a certain waiting period and for some offences it is not at all possible to be listed in a naturalisation bill
- the applicant must agree to renounce his or her present nationality
- the applicant has to sign a declaration in which he or she swears allegiance and loyalty to Denmark and Danish society, declare willingness to observe Danish legislation and respect fundamental Danish principles of law

When a naturalisation bill has been passed, and the act has come into force, the persons listed in the naturalisation bill will acquire Danish nationality.

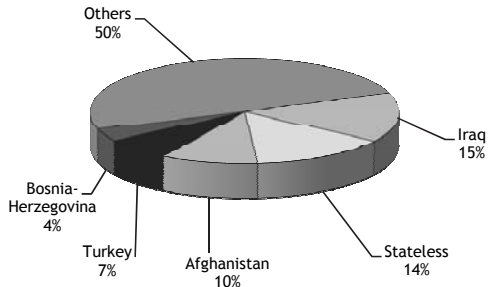
**Persons laid down by law 2004 \*\*\* - broken down by nationality at time of the application**

5.740 persons



**Persons laid down by law 2009 \*\*\* - broken down by nationality at time of the application**

2.919 persons



\*\*\* The figures only include main persons, since it is not possible to provide figures on nationalities for subordinates.

# ANNEXES

## Statistical Overview

### Annex 1: Positive decisions broken down by type of residence permit, etc. in Denmark 2009

| Category          | A) Work                          |                                      |   |                   |               | B) Study, etc. |              |              |                      |               |
|-------------------|----------------------------------|--------------------------------------|---|-------------------|---------------|----------------|--------------|--------------|----------------------|---------------|
|                   | Schemes under the Job Plan, etc. | Other wage-earners and self-employed | Work permits to persons from the new EU Member States | Other work cases* | Total A)      | Edu-cation     | Au pair      | Interns      | Other study cases ** | Total B)      |
| Nationality       |                                  |                                      |   |                   |               |                |              |              |                      |               |
| Afghanistan       | 3                                | 1                                    | 0   | 0                 | 4             | 4              | 0            | 0            | 2                    | 6             |
| Australia         | 59                               | 35                                   | 0   | 20                | 114           | 241            | 10           | 10           | 432                  | 693           |
| Austria           | 0                                | 0                                    | 0   | 0                 | 0             | 1              | 0            | 0            | 6                    | 7             |
| Brazil            | 32                               | 45                                   | 0   | 16                | 93            | 124            | 38           | 90           | 79                   | 331           |
| Bulgaria          | 19                               | 24                                   | 23  | 0                 | 66            | 0              | 3            | 2            | 0                    | 5             |
| Canada            | 82                               | 60                                   | 0   | 43                | 185           | 268            | 7            | 14           | 387                  | 676           |
| China             | 308                              | 260                                  | 0   | 169               | 737           | 1.329          | 33           | 15           | 1.452                | 2.829         |
| Czech Republic    | 1                                | 0                                    | 6   | 3                 | 10            | 31             | 0            | 2            | 4                    | 37            |
| Estonia           | 0                                | 0                                    | 4   | 4                 | 8             | 12             | 1            | 0            | 1                    | 14            |
| France            | 0                                | 5                                    | 0   | 1                 | 6             | 3              | 0            | 0            | 6                    | 9             |
| Germany           | 0                                | 10                                   | 0   | 7                 | 17            | 10             | 0            | 0            | 28                   | 38            |
| Hungary           | 0                                | 1                                    | 22  | 2                 | 25            | 119            | 2            | 2            | 7                    | 130           |
| India             | 1.433                            | 91                                   | 0   | 623               | 2.147         | 191            | 5            | 9            | 256                  | 461           |
| Iran              | 44                               | 57                                   | 0   | 36                | 137           | 16             | 2            | 0            | 43                   | 61            |
| Iraq              | 15                               | 0                                    | 0   | 9                 | 24            | 2              | 0            | 1            | 3                    | 6             |
| Italy             | 0                                | 18                                   | 0   | 1                 | 19            | 6              | 0            | 0            | 3                    | 9             |
| Japan             | 43                               | 88                                   | 0   | 33                | 164           | 112            | 2            | 4            | 242                  | 360           |
| Latvia            | 1                                | 1                                    | 16  | 1                 | 19            | 29             | 4            | 4            | 7                    | 44            |
| Lithuania         | 0                                | 5                                    | 30  | 14                | 49            | 29             | 3            | 2            | 4                    | 38            |
| Nepal             | 12                               | 6                                    | 0   | 10                | 28            | 280            | 22           | 0            | 396                  | 698           |
| Netherlands       | 0                                | 1                                    | 0   | 3                 | 4             | 5              | 0            | 0            | 3                    | 8             |
| Nigeria           | 65                               | 13                                   | 0   | 40                | 118           | 39             | 9            | 0            | 50                   | 98            |
| Pakistan          | 349                              | 23                                   | 0   | 111               | 483           | 82             | 3            | 2            | 126                  | 213           |
| Philippines       | 59                               | 220                                  | 0   | 16                | 295           | 66             | 2.165        | 2            | 43                   | 2.276         |
| Poland            | 0                                | 18                                   | 124   | 130               | 272           | 26             | 7            | 44           | 5                    | 82            |
| Portugal          | 0                                | 0                                    | 0   | 1                 | 1             | 2              | 0            | 0            | 3                    | 5             |
| Romania           | 0                                | 13                                   | 54  | 59                | 126           | 9              | 8            | 81           | 8                    | 106           |
| Russia            | 109                              | 89                                   | 0   | 89                | 287           | 84             | 53           | 57           | 87                   | 281           |
| Slovakia          | 1                                | 36                                   | 9   | 8                 | 54            | 22             | 0            | 0            | 0                    | 22            |
| Spain             | 0                                | 2                                    | 0   | 2                 | 4             | 2              | 0            | 0            | 2                    | 4             |
| Thailand          | 20                               | 75                                   | 0   | 23                | 118           | 42             | 38           | 16           | 35                   | 131           |
| Turkey            | 62                               | 50                                   | 0   | 32                | 144           | 277            | 5            | 5            | 326                  | 613           |
| Ukraine           | 77                               | 862                                  | 0   | 356               | 1.295         | 43             | 84           | 1.642        | 55                   | 1.824         |
| United Kingdom    | 0                                | 171                                  | 0   | 6                 | 177           | 9              | 0            | 0            | 3                    | 12            |
| USA               | 273                              | 223                                  | 0   | 164               | 660           | 1.741          | 21           | 29           | 647                  | 2.438         |
| Others            | 549                              | 394                                  | 4   | 331               | 1.278         | 889            | 248          | 127          | 1.008                | 2.272         |
| <b>Total 2009</b> | <b>3.616</b>                     | <b>2.897</b>                         | <b>292</b>  | <b>2.363</b>      | <b>9.168</b>  | <b>6.145</b>   | <b>2.773</b> | <b>2.160</b> | <b>5.759</b>         | <b>16.837</b> |
| <b>Total 2008</b> | <b>2.624</b>                     | <b>3.109</b>                         | <b>4.459</b>  | <b>2.446</b>      | <b>12.638</b> | <b>7.358</b>   | <b>2.937</b> | <b>3.142</b> | <b>6.798</b>         | <b>20.235</b> |

Note: Includes all instances and refers to positive decisions regarding first time applications. The annex includes the largest nationalities on the main cases in the Danish Immigration Service. For more details on the largest nationalities for the specific case areas, please consult the following annexes.

\* Includes all remaining categories in the area of work e.g. family ties to person with a residence permit in the area of work (1.979 positive decisions in 2009), trainees (85 positive decisions in 2009), and specialists (15 positive decisions in 2009).

\*\* Includes all remaining categories in the area of study etc., e.g. work permits to students having a residence permit (3.849 positive decisions in 2009), humanitarian work (587 positive decisions in 2009), and work permits to persons with residence permits excl. students (513 positive decisions in 2009).

| C) EU/EEA     |              |                        |               | D) Family reunification, etc. |   |                            |              | E) Asylum, etc. |                      |                   |
|---------------|--------------|------------------------|---------------|-------------------------------|---|----------------------------|--------------|-----------------|----------------------|-------------------|
| Wage-earners  | Edu-cation   | Other EU/EEA cases *** | Total C)      | Family reunifica-tion         | - of which for Danish citizens under the EU rules | Other residence cases **** | Total D)     | Total E) *****  | Total A)+B)+C)+D)+E) | Category          |
|               |              |                        |               |                               |   |                            |              |                 |                      | Nationality       |
| 0             | 0            | 2                      | 2             | 73                            | 5   | 15                         | 88           | 253             | 353                  | Afghanistan       |
| 0             | 0            | 14                     | 14            | 35                            | 1   | 12                         | 47           | 0               | 868                  | Australia         |
| 93            | 146          | 46                     | 285           | 1                             | 0   | 0                          | 1            | 0               | 293                  | Austria           |
| 0             | 0            | 13                     | 13            | 119                           | 8   | 2                          | 121          | 0               | 558                  | Brazil            |
| 553           | 420          | 161                    | 1.134         | 4                             | 0   | 0                          | 4            | 0               | 1.209                | Bulgaria          |
| 0             | 0            | 9                      | 9             | 32                            | 3   | 16                         | 48           | 0               | 918                  | Canada            |
| 0             | 0            | 25                     | 25            | 209                           | 4   | 85                         | 294          | 3               | 3.888                | China             |
| 71            | 218          | 43                     | 332           | 2                             | 1   | 7                          | 9            | 0               | 388                  | Czech Republic    |
| 118           | 97           | 39                     | 254           | 1                             | 1   | 0                          | 1            | 0               | 277                  | Estonia           |
| 252           | 875          | 196                    | 1.323         | 4                             | 0   | 0                          | 4            | 0               | 1.342                | France            |
| 1.280         | 1.160        | 915                    | 3.355         | 12                            | 6   | 212                        | 224          | 0               | 3.634                | Germany           |
| 376           | 221          | 118                    | 715           | 4                             | 1   | 0                          | 4            | 0               | 874                  | Hungary           |
| 0             | 0            | 16                     | 16            | 42                            | 1   | 25                         | 67           | 0               | 2.691                | India             |
| 0             | 0            | 3                      | 3             | 62                            | 6   | 5                          | 67           | 167             | 435                  | Iran              |
| 0             | 0            | 2                      | 2             | 139                           | 10  | 9                          | 148          | 190             | 370                  | Iraq              |
| 344           | 590          | 162                    | 1.096         | 2                             | 0   | 0                          | 2            | 0               | 1.126                | Italy             |
| 0             | 0            | 14                     | 14            | 25                            | 0   | 0                          | 25           | 0               | 563                  | Japan             |
| 515           | 342          | 215                    | 1.072         | 15                            | 3   | 0                          | 15           | 0               | 1.150                | Latvia            |
| 1.034         | 619          | 270                    | 1.923         | 8                             | 0   | 0                          | 8            | 0               | 2.018                | Lithuania         |
| 0             | 0            | 6                      | 6             | 13                            | 0   | 2                          | 15           | 1               | 748                  | Nepal             |
| 181           | 216          | 169                    | 566           | 4                             | 0   | 1                          | 5            | 0               | 583                  | Netherlands       |
| 0             | 0            | 9                      | 9             | 49                            | 5   | 18                         | 67           | 3               | 295                  | Nigeria           |
| 0             | 0            | 77                     | 77            | 163                           | 59  | 1                          | 164          | 3               | 940                  | Pakistan          |
| 0             | 0            | 16                     | 16            | 333                           | 12  | 5                          | 338          | 0               | 2.925                | Philippines       |
| 3.745         | 835          | 1.243                  | 5.823         | 43                            | 13  | 1                          | 44           | 0               | 6.221                | Poland            |
| 77            | 138          | 50                     | 265           | 2                             | 2   | 0                          | 2            | 0               | 273                  | Portugal          |
| 1.219         | 569          | 362                    | 2.150         | 18                            | 1   | 0                          | 18           | 0               | 2.400                | Romania           |
| 0             | 0            | 39                     | 39            | 128                           | 9   | 5                          | 133          | 80              | 820                  | Russia            |
| 141           | 121          | 41                     | 303           | 0                             | 0   | 1                          | 1            | 0               | 380                  | Slovakia          |
| 157           | 800          | 136                    | 1.093         | 3                             | 2   | 0                          | 3            | 0               | 1.104                | Spain             |
| 0             | 0            | 18                     | 18            | 652                           | 17  | 20                         | 672          | 0               | 939                  | Thailand          |
| 0             | 0            | 53                     | 53            | 440                           | 127   | 6                          | 446          | 0               | 1.256                | Turkey            |
| 0             | 0            | 46                     | 46            | 95                            | 6   | 0                          | 95           | 2               | 3.262                | Ukraine           |
| 572           | 182          | 409                    | 1.163         | 13                            | 10  | 0                          | 13           | 0               | 1.365                | United Kingdom    |
| 0             | 0            | 44                     | 44            | 196                           | 12  | 15                         | 211          | 0               | 3.353                | USA               |
| 291           | 425          | 331                    | 1.047         | 1.538                         | 142   | 269                        | 1.807        | 674             | 7.078                | Others            |
| <b>11.019</b> | <b>7.974</b> | <b>5.312</b>           | <b>24.305</b> | <b>4.479</b>                  | <b>467</b>  | <b>732</b>                 | <b>5.211</b> | <b>1.376</b>    | <b>56.897</b>        | <b>Total 2009</b> |
| <b>17.837</b> | <b>6.817</b> | <b>5.890</b>           | <b>30.544</b> | <b>3.749</b>                  | <b>155</b>  | <b>658</b>                 | <b>4.407</b> | <b>1.453</b>    | <b>69.277</b>        | <b>Total 2008</b> |

\*\*\* Please see the section on EU/EEA for further details regarding the category "Others".

\*\*\*\* Please See annex 9 for a breakdown by categories.

\*\*\*\*\* Includes all categories in the area of asylum. The number of permits to quota refugees was 452 in 2009, refugees with B-status/De Facto Status was 413 in 2009, and the number of permits granted according to the Geneva Convention was 414 in 2009. See annex 15 for a breakdown by nationality. The figures in 2008 include 83 asylum permits to Iraqi interpreters etc.

## Statistical Overview

### Annex 2: Number of decisions on work in Denmark 2009 \*

| Authority   | The Danish Immigration Service<br>First time applications<br>(1st instance) |              | The Ministry for Integration<br>(2nd instance) |
|---|---|--------------|--|
|   | Granted   | Refusal      | Confirmations                                  |
| <b>Category</b>   |   |              |  |
| Schemes under the Job Plan, etc. **   | 3.616   | 430          | 27   |
| Other wage-earners and self-employed  | 2.897   | 984          | 149  |
| Work permits to persons from the new EU<br>Member States                        | 292   | 4            | 0  |
| Specialist, etc.  | 15  | 13           | 0  |
| Trainees  | 85  | 10           | 1  |
| Family ties to a person granted a residence<br>permit in the area of work, etc. | 1.979   | 122          | 17   |
| Commuters   | 41  | 18           | 2  |
| Others ***  | 243   | 12           | 5  |
| <b>Total</b>  | <b>9.168</b>  | <b>1.593</b> | <b>201</b>                                     |

### Annex 3: Positive decisions on work in Denmark 2004 - 2009 \*

| Year  | 2004         | 2005         | 2006          | 2007          | 2008          | 2009         |
|---|--------------|--------------|---------------|---------------|---------------|--------------|
| <b>Category</b>   |              |              |               |               |               |              |
| Schemes under the Job Plan, etc. **   | 447          | 609          | 900           | 1.745         | 2.624         | 3.616        |
| Other wage-earners and self-employed  | 1.469        | 1.513        | 1.849         | 3.464         | 3.109         | 2.897        |
| Work permits to persons from the new EU<br>Member States                        | 2.097        | 4.923        | 10.353        | 13.773        | 4.459         | 292          |
| Specialist, etc.  | 287          | 332          | 450           | 314           | 144           | 15           |
| Trainees  | 175          | 160          | 183           | 177           | 145           | 85           |
| Family ties to a person granted a residence<br>permit in the area of work, etc. | 831          | 1.141        | 1.231         | 1.882         | 1.990         | 1.979        |
| Commuters   | 4            | 26           | 56            | 50            | 48            | 41           |
| Others ***  | 271          | 211          | 374           | 35            | 119           | 243          |
| <b>Total</b>  | <b>5.581</b> | <b>8.915</b> | <b>15.396</b> | <b>21.440</b> | <b>12.638</b> | <b>9.168</b> |

\* As of 1 August 2006 permits issued for work on the Faroe Islands and Greenland are no longer registered as a separate category. Permits issued before 1st of August 2006 are included in the category "Others", while permits issued after 1 of August 2006 are registered under any of the other categories according to the type of residence permit.

\*\* Includes decisions regarding the Positive List, the Pay Limit Scheme, the Corporate Scheme, the Greencard Scheme (point based), and residence permit for jobseeking (if you lose your job through no fault of your own).

\*\*\* Residence permits for working purposes (23 permits, 12 refusals and 5 confirmation in 2009), work on the Faroe Islands - EU citizens (217 permits, 0 refusals and 0 confirmations in 2009), and Family ties to a EU citizen working on the Faroe Islands (3 permits, 0 refusals, and 0 confirmations in 2009).

**Annex 4: Number of positive decisions in selected categories 2004 - 2009 - largest nationalities**

**Schemes under the Job Plan, etc.**

| Nationality  | Year | 2004       | 2005       | 2006       | 2007         | 2008         | 2009         |
|--------------|------|------------|------------|------------|--------------|--------------|--------------|
| India        |      | 174        | 313        | 487        | 982          | 1.168        | 1.433        |
| Pakistan     |      | 10         | 13         | 23         | 71           | 128          | 349          |
| China        |      | 26         | 45         | 59         | 140          | 249          | 308          |
| USA          |      | 28         | 38         | 58         | 139          | 233          | 273          |
| Russia       |      | 28         | 30         | 20         | 33           | 62           | 109          |
| Bangladesh   |      | 0          | 1          | 1          | 2            | 14           | 84           |
| Canada       |      | 13         | 17         | 28         | 41           | 84           | 82           |
| Ukraine      |      | 17         | 12         | 15         | 17           | 51           | 77           |
| Nigeria      |      | 0          | 2          | 7          | 7            | 24           | 65           |
| Turkey       |      | 1          | 5          | 3          | 15           | 43           | 62           |
| Others       |      | 150        | 133        | 199        | 298          | 568          | 774          |
| <b>Total</b> |      | <b>447</b> | <b>609</b> | <b>900</b> | <b>1.745</b> | <b>2.624</b> | <b>3.616</b> |

**Other wage-earners and self-employed**

| Nationality      | Year | 2004         | 2005         | 2006         | 2007         | 2008         | 2009         |
|------------------|------|--------------|--------------|--------------|--------------|--------------|--------------|
| Ukraine          |      | 64           | 100          | 236          | 461          | 864          | 862          |
| China            |      | 88           | 129          | 149          | 180          | 292          | 260          |
| USA              |      | 102          | 132          | 164          | 171          | 188          | 223          |
| Philippines *    |      | 30           | 47           | 28           | 262          | 186          | 220          |
| United Kingdom * |      | 0            | 0            | 41           | 478          | 145          | 171          |
| India            |      | 46           | 41           | 60           | 104          | 114          | 91           |
| Russia           |      | 67           | 79           | 72           | 110          | 81           | 89           |
| Japan            |      | 30           | 25           | 46           | 64           | 62           | 88           |
| Thailand         |      | 63           | 67           | 31           | 127          | 66           | 75           |
| Canada           |      | 49           | 67           | 63           | 84           | 73           | 60           |
| Others           |      | 930          | 826          | 959          | 1.423        | 1.038        | 758          |
| <b>Total</b>     |      | <b>1.469</b> | <b>1.513</b> | <b>1.849</b> | <b>3.464</b> | <b>3.109</b> | <b>2.897</b> |

**Work permits to persons from the new EU Member States in accordance with the transitional rules**

| Nationality    | Year | 2004         | 2005         | 2006          | 2007          | 2008         | 2009       |
|----------------|------|--------------|--------------|---------------|---------------|--------------|------------|
| Poland         |      | 806          | 2.421        | 7.072         | 9.394         | 2.710        | 124        |
| Romania        |      |              |              |               | 632           | 464          | 54         |
| Lithuania      |      | 833          | 1.536        | 2.005         | 1.795         | 431          | 30         |
| Bulgaria       |      |              |              |               | 239           | 242          | 23         |
| Hungary        |      | 68           | 146          | 153           | 407           | 198          | 22         |
| Latvia         |      | 242          | 514          | 662           | 621           | 198          | 16         |
| Slovakia       |      | 48           | 88           | 244           | 428           | 108          | 9          |
| Czech Republic |      | 48           | 69           | 93            | 87            | 64           | 6          |
| Estonia        |      | 49           | 135          | 110           | 155           | 33           | 4          |
| Slovenia       |      | 3            | 14           | 14            | 15            | 11           | 4          |
| <b>Total</b>   |      | <b>2.097</b> | <b>4.923</b> | <b>10.353</b> | <b>13.773</b> | <b>4.459</b> | <b>292</b> |

**Note:** The nationalities are selected on the basis of the largest nationalities in each category in 2009.

\* Please note that the work permits in 2008 and 2009 to persons from the United Kingdom and the Philippines include permits granted to persons working on drilling platforms on Danish and Faroese territory. It is required that EU citizens have a work permit for work on the Faroe Islands and in Greenland.

\*\* The national transitional rules for the new EU Member States were abolished as of 1 May 2009, and all citizens from the EU Member States have now equally rights to work in Denmark.

### Annex 5: Number of decisions on study, etc. in Denmark 2009

| Category  | Authority | The Danish Immigration Service<br>First time applications<br>(1st instance) |              | The Ministry for<br>Integration<br>(2nd instance) |
|---|-----------|---|--------------|---|
|   |           | Granted   | Refusal      | Confirmations                                     |
| Education   |           | 6.145   | 681          | 93  |
| - of which higher education, Universities Denmark *               |           | 2.434   | 42           | 59  |
| - of which higher education, other institutions *                 |           | 2.478   | 344          |   |
| - of which course on folk high school                             |           | 665   | 206          | 12  |
| - of which basic training and education                           |           | 412   | 67           | 21  |
| - of which introductory course to higher education                |           | 156   | 22           | 1   |
| Au pair   |           | 2.773   | 418          | 48  |
| Interns   |           | 2.160   | 195          | 9   |
| Humanitarian work   |           | 587   | 7            | 0   |
| Religious preachers, etc.   |           | 74  | 12           | 2   |
| Family ties to a person granted a residence permit to study, etc. |           | 736   | 57           | 8   |
| Others **   |           | 4.362   | 4            | 1   |
| <b>Total</b>  |           | <b>16.837</b>   | <b>1.374</b> | <b>161</b>  |

\* It is not possible electronically to separate confirmations to persons with rejections to study at higher education institution related to Universities Denmark and other institutions, respectively.

\*\* Includes the categories work permit to persons with a residence permit (513 permits, 0 refusals, and 0 confirmations in 2009), and work permits to students following a higher education (3.849 permits, 4 refusals, and 1 confirmation in 2009).

### Annex 6: Number of decisions on study, etc. in Denmark 2004 - 2009 \*

| Category  | Year      | 2004          | 2005          | 2006          | 2007          | 2008          | 2009          |
|---|-----------|---------------|---------------|---------------|---------------|---------------|---------------|
|   | Education |               | 6.221         | 6.854         | 5.043         | 6.031         | 7.358         |
| Au pair   |           | 1.500         | 1.471         | 1.793         | 2.207         | 2.937         | 2.773         |
| Interns   |           | 1.537         | 1.916         | 2.620         | 3.221         | 3.142         | 2.160         |
| Humanitarian work   |           | 1.012         | 941           | 729           | 767           | 858           | 587           |
| Religious preachers, etc.   |           | 90            | 75            | 113           | 101           | 84            | 74            |
| Family ties to a person granted a residence permit to study, etc. |           |               |               |               |               | 364           | 736           |
| Others **   |           | 3.946         | 4.816         | 2.754         | 3.756         | 5.492         | 4.362         |
| <b>Total</b>  |           | <b>14.306</b> | <b>16.073</b> | <b>13.052</b> | <b>16.083</b> | <b>20.235</b> | <b>16.837</b> |

\* As of 1 August 2006 permits issued for work on the Faroe Islands and Greenland are no longer registered as a separate category. Permits issued before 1 of August 2006 are included in the category "Others", while permits issued after 1 of August 2006 are registered under any of the other categories according to the type of residence permit.

\*\* Includes the categories work permit to persons with a residence permit (513 permits in 2009), and work permits to students following a higher education (3.849 permits in 2009).



**Annex 7: Number of positive decisions in selected categories 2004 - 2009 - largest nationalities**
**Education**

| Nationality  | Year | 2004         | 2005         | 2006         | 2007         | 2008         | 2009         |
|--------------|------|--------------|--------------|--------------|--------------|--------------|--------------|
| USA          |      | 1.239        | 1.215        | 1.203        | 1.387        | 1.573        | 1.741        |
| China        |      | 1.913        | 2.052        | 1.216        | 1.400        | 1.628        | 1.329        |
| Nepal        |      | 28           | 59           | 141          | 574          | 710          | 280          |
| Turkey       |      | 53           | 129          | 145          | 226          | 298          | 277          |
| Canada       |      | 168          | 212          | 177          | 127          | 274          | 268          |
| Australia    |      | 187          | 142          | 145          | 218          | 225          | 241          |
| India        |      | 281          | 256          | 228          | 365          | 478          | 191          |
| Brazil       |      | 90           | 108          | 92           | 106          | 142          | 124          |
| Hungary      |      | 83           | 96           | 86           | 105          | 130          | 119          |
| Japan        |      | 140          | 104          | 119          | 111          | 122          | 112          |
| Others       |      | 2.039        | 2.481        | 1.491        | 1.412        | 1.778        | 1.463        |
| <b>Total</b> |      | <b>6.221</b> | <b>6.854</b> | <b>5.043</b> | <b>6.031</b> | <b>7.358</b> | <b>6.145</b> |

**Au pair**

| Nationality  | Year | 2004         | 2005         | 2006         | 2007         | 2008         | 2009         |
|--------------|------|--------------|--------------|--------------|--------------|--------------|--------------|
| Philippines  |      | 475          | 569          | 955          | 1.510        | 2.163        | 2.165        |
| Ukraine      |      | 198          | 191          | 170          | 105          | 104          | 84           |
| Russia       |      | 82           | 87           | 79           | 80           | 75           | 53           |
| Brazil       |      | 34           | 43           | 41           | 49           | 57           | 38           |
| Thailand     |      | 23           | 23           | 39           | 34           | 40           | 38           |
| Sri Lanka    |      | 5            | 15           | 15           | 29           | 58           | 35           |
| China        |      | 13           | 7            | 11           | 11           | 33           | 33           |
| Kenya        |      | 6            | 7            | 8            | 26           | 44           | 22           |
| Nepal        |      | 0            | 1            | 4            | 9            | 19           | 22           |
| USA          |      | 12           | 19           | 26           | 17           | 17           | 21           |
| Others       |      | 652          | 509          | 445          | 337          | 327          | 262          |
| <b>Total</b> |      | <b>1.500</b> | <b>1.471</b> | <b>1.793</b> | <b>2.207</b> | <b>2.937</b> | <b>2.773</b> |

**Interns**

| Nationality  | Year | 2004         | 2005         | 2006         | 2007         | 2008         | 2009         |
|--------------|------|--------------|--------------|--------------|--------------|--------------|--------------|
| Ukraine      |      | 736          | 1.191        | 1.811        | 2.364        | 2.374        | 1.642        |
| Brazil       |      | 14           | 17           | 19           | 33           | 71           | 90           |
| Romania      |      | 95           | 154          | 207          | 343          | 292          | 81           |
| Belarus      |      | 6            | 14           | 21           | 32           | 70           | 61           |
| Russia       |      | 29           | 21           | 31           | 58           | 62           | 57           |
| Poland       |      | 144          | 154          | 207          | 148          | 66           | 44           |
| USA          |      | 17           | 19           | 32           | 40           | 37           | 29           |
| Moldova      |      | 0            | 11           | 22           | 17           | 37           | 27           |
| Thailand     |      | 18           | 18           | 24           | 28           | 24           | 16           |
| China        |      | 7            | 4            | 7            | 11           | 13           | 15           |
| Others       |      | 471          | 313          | 239          | 147          | 96           | 98           |
| <b>Total</b> |      | <b>1.537</b> | <b>1.916</b> | <b>2.620</b> | <b>3.221</b> | <b>3.142</b> | <b>2.160</b> |

Note: The nationalities are selected on the basis of the largest nationalities in each category in 2009.

**Annex 7: Number of positive decisions in selected categories 2004 - 2009 - largest nationalities**

**Humanitarian work**

| Year               | 2004         | 2005       | 2006       | 2007       | 2008       | 2009       |
|--------------------|--------------|------------|------------|------------|------------|------------|
| <b>Nationality</b> |              |            |            |            |            |            |
| Australia          | 88           | 90         | 90         | 117        | 119        | 106        |
| Japan              | 29           | 42         | 5          | 5          | 114        | 97         |
| Canada             | 5            | 10         | 44         | 36         | 77         | 71         |
| Vietnam            | 34           | 82         | 62         | 34         | 20         | 26         |
| Germany            | 16           | 20         | 20         | 27         | 28         | 24         |
| Chile              | 11           | 0          | 0          | 0          | 2          | 22         |
| Uganda             | 45           | 44         | 54         | 37         | 27         | 17         |
| Turkey             | 18           | 5          | 1          | 21         | 6          | 16         |
| USA                | 8            | 7          | 10         | 13         | 47         | 16         |
| Ghana              | 27           | 20         | 20         | 41         | 21         | 15         |
| Others             | 731          | 621        | 423        | 436        | 397        | 177        |
| <b>Total</b>       | <b>1.012</b> | <b>941</b> | <b>729</b> | <b>767</b> | <b>858</b> | <b>587</b> |

**Religious preachers, etc.**

| Year               | 2004      | 2005      | 2006       | 2007       | 2008      | 2009      |
|--------------------|-----------|-----------|------------|------------|-----------|-----------|
| <b>Nationality</b> |           |           |            |            |           |           |
| USA                | 35        | 48        | 69         | 57         | 45        | 37        |
| Pakistan           | 2         | 2         | 2          | 2          | 3         | 6         |
| Brazil             | 2         | 0         | 3          | 1          | 0         | 5         |
| Peru               | 1         | 0         | 10         | 1          | 6         | 4         |
| Thailand           | 5         | 2         | 5          | 3          | 3         | 4         |
| Turkey             | 6         | 0         | 0          | 17         | 8         | 3         |
| India              | 3         | 3         | 2          | 4          | 2         | 2         |
| Poland             | 3         | 8         | 2          | 2          | 4         | 2         |
| Argentina          | 0         | 0         | 1          | 0          | 2         | 1         |
| Australia          | 0         | 0         | 1          | 1          | 0         | 1         |
| Others             | 33        | 12        | 18         | 13         | 11        | 9         |
| <b>Total</b>       | <b>90</b> | <b>75</b> | <b>113</b> | <b>101</b> | <b>84</b> | <b>74</b> |

Note: The nationalities are selected on the basis of the largest nationalities in each category in 2009.

**Annex 8: Number of persons applying for family reunification in Denmark 2009**

| Nationality  | Month      |            |            |            |            |            |            |            |            |            |            |            | Total 2009   | Total 2008   |
|--|------------|------------|------------|------------|------------|------------|------------|------------|------------|------------|------------|------------|--------------|--------------|
|  | Jan.       | Feb.       | Mar.       | Apr.       | May        | Jun.       | Jul.       | Aug.       | Sep.       | Oct.       | Nov.       | Dec.       |              |              |
| Afghanistan  | 9          | 7          | 10         | 6          | 6          | 6          | 11         | 10         | 20         | 24         | 12         | 9          | 130          | 119          |
| Australia  | 4          | 2          | 1          | 3          | 4          | 4          | 7          | 3          | 6          | 0          | 0          | 4          | 38           | 46           |
| Bosnia-Herzegovina                                 | 1          | 5          | 5          | 1          | 6          | 10         | 2          | 15         | 7          | 9          | 8          | 5          | 74           | 78           |
| Brazil   | 8          | 9          | 14         | 10         | 13         | 12         | 15         | 9          | 17         | 12         | 9          | 2          | 130          | 155          |
| Burma  | 9          | 8          | 6          | 4          | 9          | 2          | 0          | 2          | 6          | 1          | 7          | 1          | 55           | 66           |
| Canada   | 3          | 8          | 3          | 2          | 5          | 7          | 2          | 5          | 1          | 5          | 2          | 5          | 48           | 35           |
| China  | 17         | 22         | 26         | 12         | 17         | 27         | 30         | 21         | 27         | 21         | 9          | 21         | 250          | 254          |
| Dem. Rep. of Congo                                 | 9          | 3          | 2          | 8          | 1          | 3          | 0          | 1          | 2          | 2          | 7          | 2          | 40           | 46           |
| Egypt  | 4          | 3          | 5          | 2          | 4          | 5          | 2          | 2          | 3          | 7          | 5          | 6          | 48           | 55           |
| FYROM  | 6          | 12         | 6          | 10         | 8          | 12         | 3          | 9          | 7          | 8          | 6          | 8          | 95           | 85           |
| Germany  | 23         | 7          | 6          | 5          | 11         | 5          | 16         | 4          | 4          | 3          | 5          | 6          | 95           | 99           |
| Ghana  | 9          | 5          | 7          | 2          | 6          | 11         | 8          | 9          | 6          | 8          | 4          | 7          | 82           | 85           |
| India  | 4          | 5          | 4          | 1          | 7          | 3          | 7          | 7          | 6          | 4          | 3          | 5          | 56           | 78           |
| Iran   | 3          | 8          | 5          | 8          | 7          | 6          | 8          | 11         | 15         | 12         | 5          | 11         | 99           | 123          |
| Iraq   | 15         | 10         | 16         | 19         | 10         | 18         | 16         | 15         | 16         | 12         | 12         | 9          | 168          | 212          |
| Kenya  | 5          | 4          | 0          | 1          | 5          | 2          | 6          | 4          | 10         | 2          | 3          | 0          | 42           | 47           |
| Kosovo   | 6          | 7          | 6          | 4          | 2          | 2          | 2          | 1          | 11         | 7          | 7          | 2          | 57           | 64           |
| Lebanon  | 9          | 1          | 5          | 1          | 5          | 3          | 7          | 5          | 6          | 4          | 5          | 6          | 57           | 71           |
| Morocco  | 11         | 13         | 7          | 15         | 8          | 7          | 6          | 4          | 5          | 15         | 13         | 10         | 114          | 146          |
| Nigeria  | 7          | 2          | 8          | 5          | 5          | 4          | 4          | 6          | 9          | 7          | 6          | 1          | 64           | 71           |
| Pakistan   | 10         | 10         | 17         | 21         | 20         | 16         | 18         | 17         | 27         | 24         | 23         | 10         | 213          | 212          |
| Peru   | 1          | 6          | 4          | 2          | 5          | 2          | 5          | 4          | 5          | 2          | 1          | 5          | 42           | 57           |
| Philippines  | 39         | 26         | 34         | 32         | 30         | 38         | 42         | 33         | 25         | 38         | 33         | 47         | 417          | 359          |
| Poland   | 13         | 6          | 8          | 3          | 10         | 7          | 23         | 8          | 10         | 10         | 14         | 2          | 114          | 149          |
| Russia   | 16         | 11         | 14         | 11         | 14         | 5          | 18         | 15         | 12         | 13         | 17         | 14         | 160          | 168          |
| Serbia   | 3          | 7          | 2          | 5          | 2          | 2          | 5          | 5          | 4          | 5          | 5          | 4          | 49           | 77           |
| Somalia  | 5          | 9          | 10         | 8          | 6          | 22         | 18         | 13         | 9          | 16         | 12         | 6          | 134          | 134          |
| Sri Lanka  | 5          | 7          | 8          | 6          | 10         | 4          | 11         | 9          | 3          | 8          | 6          | 2          | 79           | 103          |
| Stateless Palestinians                             | 9          | 7          | 5          | 6          | 4          | 10         | 15         | 3          | 8          | 7          | 13         | 7          | 94           | 78           |
| Syria  | 12         | 3          | 5          | 1          | 3          | 5          | 1          | 2          | 1          | 5          | 1          | 11         | 50           | 46           |
| Thailand   | 62         | 69         | 58         | 56         | 58         | 68         | 74         | 63         | 75         | 65         | 45         | 67         | 760          | 732          |
| Turkey   | 68         | 72         | 64         | 49         | 40         | 46         | 60         | 51         | 97         | 90         | 55         | 85         | 777          | 799          |
| Uganda   | 2          | 6          | 2          | 3          | 6          | 2          | 3          | 3          | 4          | 6          | 4          | 1          | 42           | 47           |
| Ukraine  | 8          | 13         | 14         | 7          | 7          | 4          | 10         | 16         | 18         | 4          | 8          | 13         | 122          | 102          |
| USA  | 18         | 22         | 25         | 18         | 14         | 22         | 24         | 16         | 17         | 20         | 16         | 12         | 224          | 267          |
| Vietnam  | 5          | 9          | 10         | 4          | 12         | 9          | 14         | 12         | 25         | 9          | 25         | 8          | 142          | 150          |
| Others   | 86         | 93         | 75         | 80         | 60         | 77         | 107        | 74         | 100        | 97         | 96         | 78         | 1.023        | 1.175        |
| <b>Total 2009</b>                                  | <b>524</b> | <b>517</b> | <b>497</b> | <b>431</b> | <b>440</b> | <b>488</b> | <b>600</b> | <b>487</b> | <b>624</b> | <b>582</b> | <b>502</b> | <b>492</b> | <b>6.184</b> |              |
| <i>Cumulative total 2009</i>                       | 524        | 1.041      | 1.538      | 1.969      | 2.409      | 2.897      | 3.497      | 3.984      | 4.608      | 5.190      | 5.692      | 6.184      |              |              |
| Of which family reunification under the EU rules * | 56         | 68         | 58         | 49         | 54         | 49         | 64         | 50         | 74         | 72         | 53         | 47         | 694          |              |
| <b>Total 2008</b>                                  | <b>612</b> | <b>500</b> | <b>404</b> | <b>552</b> | <b>490</b> | <b>517</b> | <b>619</b> | <b>645</b> | <b>655</b> | <b>666</b> | <b>507</b> | <b>423</b> |              | <b>6.590</b> |
| <i>Cumulative total 2008</i>                       | 612        | 1.112      | 1.516      | 2.068      | 2.558      | 3.075      | 3.694      | 4.339      | 4.994      | 5.660      | 6.167      | 6.590      |              |              |

Note: The figures refer to persons, who have applied for family reunification in Denmark and includes only first time applications.

\* The number concerns applications for family reunification under the EU rules at the Danish Immigration Service, where the reference living in Denmark is a Danish citizen.

**Annex 9: Number of decisions on family reunification, etc. 2009 \***

| Authority                                    | The Danish Immigration Service<br>(1st instance) |              | The Ministry for<br>Integration<br>(2nd instance) |
|--|--|--------------|---|
|  | Granted  | Refusal      | Confirmations                                     |
| <b>Spouses and cohabitants</b>               | <b>3.662</b>                                     | <b>1.733</b> | <b>409</b>  |
| - of refugees in Denmark                     | 292  | 148          | 52  |
| - of other immigrants in Denmark             | 327  | 559          | 177   |
| - of Danish/Nordic nationals in Denmark      | 3.043  | 1.026        | 180   |
| <b>Minors</b>                                | <b>816</b>                                       | <b>432</b>   | <b>198</b>  |
| - children to refugees in Denmark            | 145  | 70           | 47  |
| - children to other than refugees in Denmark | 671  | 362          | 151   |
| <b>Parents over 60 years **</b>              | <b>1</b>   | <b>0</b>     | <b>0</b>  |
| - of Danish/Nordic nationals in Denmark      | 1  | 0            | 0   |
| <b>Total (family reunification)</b>          | <b>4.479</b>                                     | <b>2.165</b> | <b>607</b>  |
| <b>Total (other residence cases) ***</b>     | <b>732</b>                                       | <b>664</b>   | <b>218</b>  |

\* Decisions regarding family reunification to Danish citizens according to the EU rules are included in the family reunification figures. Decisions regarding children can not be separated electronically from decisions regarding spouses and cohabitants. In 2009 16 permits, 14 refusals, and 0 confirmations were given to children.

\*\* This category was repealed for applications lodged after 1 July 2002.

\*\*\* In 2009 a total number of 732 residence permits were granted for other residence purposes. These permits include adoption, etc. (365 positive decisions in 2009) (granted by the Regional State Administration and the Danish Immigration Service) and other cases (367 positive decisions in 2009). Other cases include, Danish minority in Landesteil Schleswig (210 positive decisions in 2009), other reasons than marriage and cohabitation (92 positive decisions in 2009), formerly Danish citizenship (37 positive decisions in 2009), Danish descent (10 positive decisions in 2009), and others (18 positive decisions in 2009).

**Annex 10: Number of positive decisions on family reunification 2004 - 2009 \***

| Category                                     | 2004         | 2005         | 2006         | 2007         | 2008         | 2009         |
|--|--------------|--------------|--------------|--------------|--------------|--------------|
| <b>Spouses and cohabitants (A)</b>           | <b>2.344</b> | <b>2.498</b> | <b>2.787</b> | <b>3.616</b> | <b>3.075</b> | <b>3.662</b> |
| - of refugees in Denmark                     | 297          | 254          | 209          | 255          | 160          | 292          |
| - of other immigrants in Denmark             | 181          | 192          | 249          | 384          | 292          | 327          |
| - of Danish/Nordic nationals in Denmark      | 1.866        | 2.052        | 2.329        | 2.977        | 2.623        | 3.043        |
| <b>Minors (B)</b>                            | <b>1.469</b> | <b>1.011</b> | <b>795</b>   | <b>836</b>   | <b>674</b>   | <b>816</b>   |
| - children to refugees in Denmark            | 581          | 327          | 187          | 169          | 99           | 145          |
| - children to other than refugees in Denmark | 888          | 684          | 608          | 667          | 575          | 671          |
| <b>Parents over 60 years (C) **</b>          | <b>19</b>    | <b>13</b>    | <b>0</b>     | <b>2</b>     | <b>0</b>     | <b>1</b>     |
| - of refugees in Denmark                     | 10           | 11           | 0            | 2            | 0            | 0            |
| - of Danish/Nordic nationals in Denmark      | 9            | 2            | 0            | 0            | 0            | 1            |
| <b>Total (A+B+C)</b>                         | <b>3.832</b> | <b>3.522</b> | <b>3.582</b> | <b>4.454</b> | <b>3.749</b> | <b>4.479</b> |

\* As of 11 July 2008 the figures includes both decisions according to the Danish Aliens Act and the EU rules. Decisions regarding children can not be separated electronically from decisions regarding spouses and cohabitants . In 2008 and 2009 4 and 16 permits were granted, respectively.

\*\* This category was repealed for applications lodged after 1 July 2002.

**Annex 11: Number of positive decisions on family reunification - selected nationalities 2004 - 2009**

| Nationality  | 2004         | 2005         | 2006         | 2007         | 2008         | 2009         |
|--------------|--------------|--------------|--------------|--------------|--------------|--------------|
| Afghanistan  | 316          | 170          | 49           | 67           | 62           | 73           |
| Brazil       | 71           | 79           | 92           | 131          | 128          | 119          |
| China        | 108          | 95           | 133          | 201          | 167          | 209          |
| FYROM        | 44           | 51           | 39           | 29           | 52           | 65           |
| Iran         | 66           | 79           | 48           | 20           | 51           | 62           |
| Iraq         | 230          | 187          | 115          | 132          | 69           | 139          |
| Morocco      | 46           | 41           | 51           | 78           | 69           | 83           |
| Pakistan     | 56           | 74           | 68           | 116          | 101          | 163          |
| Philippines  | 143          | 125          | 167          | 253          | 275          | 333          |
| Russia       | 172          | 152          | 154          | 162          | 142          | 128          |
| Somalia      | 192          | 125          | 72           | 42           | 26           | 54           |
| Sri Lanka    | 27           | 58           | 33           | 43           | 41           | 67           |
| Thailand     | 443          | 464          | 441          | 554          | 611          | 652          |
| Turkey       | 320          | 285          | 239          | 388          | 353          | 440          |
| Ukraine      | 94           | 76           | 102          | 114          | 98           | 95           |
| USA          | 144          | 138          | 167          | 204          | 183          | 196          |
| Vietnam      | 53           | 81           | 88           | 123          | 94           | 97           |
| Others       | 1.307        | 1.242        | 1.524        | 1.797        | 1.227        | 1.504        |
| <b>Total</b> | <b>3.832</b> | <b>3.522</b> | <b>3.582</b> | <b>4.454</b> | <b>3.749</b> | <b>4.479</b> |

**Annex 12: Number of positive decisions on family reunification to spouses and cohabitants - selected nationalities 2004 - 2009**

| Nationality  | 2004         | 2005         | 2006         | 2007         | 2008         | 2009         |
|--------------|--------------|--------------|--------------|--------------|--------------|--------------|
| Afghanistan  | 93           | 64           | 24           | 37           | 49           | 45           |
| Brazil       | 60           | 61           | 77           | 107          | 101          | 98           |
| China        | 78           | 75           | 112          | 164          | 142          | 176          |
| FYROM        | 25           | 36           | 35           | 52           | 44           | 63           |
| Iran         | 46           | 68           | 45           | 46           | 43           | 54           |
| Iraq         | 67           | 61           | 68           | 90           | 50           | 106          |
| Lebanon      | 19           | 13           | 20           | 27           | 16           | 48           |
| Morocco      | 34           | 38           | 46           | 71           | 62           | 68           |
| Pakistan     | 40           | 53           | 54           | 103          | 88           | 132          |
| Philippines  | 106          | 101          | 142          | 203          | 237          | 277          |
| Russia       | 123          | 121          | 117          | 134          | 114          | 108          |
| Sri Lanka    | 19           | 53           | 32           | 40           | 31           | 61           |
| Thailand     | 281          | 336          | 306          | 412          | 456          | 498          |
| Turkey       | 153          | 185          | 186          | 340          | 299          | 365          |
| Ukraine      | 70           | 58           | 87           | 95           | 82           | 80           |
| USA          | 127          | 132          | 154          | 184          | 160          | 174          |
| Vietnam      | 35           | 54           | 68           | 103          | 75           | 84           |
| Others       | 968          | 989          | 1.214        | 1.408        | 1.022        | 1.225        |
| <b>Total</b> | <b>2.344</b> | <b>2.498</b> | <b>2.787</b> | <b>3.616</b> | <b>3.071</b> | <b>3.662</b> |

Note: Includes all instances and refers to positive decisions regarding first time applications. The nationalities are selected on the basis of those nationalities where most permits were granted in the recent years.

## Statistical Overview

### Annex 13: Asylum applications lodged in Denmark 2009 (gross application figure)

| Nationality                    | Period     |            |            |            |            |            |            |            |            |            |            |            | Total 2009   | Total 2008   |
|--------------------------------|------------|------------|------------|------------|------------|------------|------------|------------|------------|------------|------------|------------|--------------|--------------|
|                                | Jan.       | Feb.       | Mar.       | Apr.       | May        | Jun.       | Jul.       | Aug.       | Sep.       | Oct.       | Nov.       | Dec.       |              |              |
| Afghanistan                    | 87         | 74         | 66         | 47         | 108        | 68         | 58         | 104        | 105        | 65         | 141        | 136        | 1.059        | 424          |
| Algeria                        | 4          | 3          | 9          | 4          | 2          | 3          | 2          | 3          | 2          | 4          | 7          | 3          | 46           | 38           |
| Armenia                        | 0          | 0          | 0          | 0          | 2          | 4          | 2          | 1          | 2          | 5          | 0          | 1          | 17           | 12           |
| Azerbaijan                     | 0          | 0          | 0          | 0          | 0          | 0          | 7          | 1          | 1          | 1          | 2          | 2          | 14           | 23           |
| Bangladesh                     | 5          | 1          | 2          | 0          | 1          | 0          | 2          | 3          | 1          | 0          | 1          | 2          | 18           | 14           |
| Bhutan                         | 2          | 1          | 0          | 0          | 0          | 0          | 0          | 0          | 0          | 0          | 0          | 0          | 3            | 3            |
| Bosnia-Herzegovina             | 1          | 3          | 4          | 1          | 5          | 4          | 0          | 8          | 4          | 4          | 0          | 3          | 37           | 26           |
| Bulgaria                       | 0          | 0          | 0          | 0          | 0          | 3          | 2          | 1          | 0          | 16         | 2          | 2          | 26           | 2            |
| Burma                          | 2          | 5          | 1          | 0          | 3          | 0          | 1          | 2          | 1          | 0          | 0          | 1          | 16           | 9            |
| Burundi                        | 0          | 0          | 0          | 0          | 0          | 0          | 0          | 1          | 1          | 0          | 0          | 0          | 2            | 3            |
| China                          | 1          | 0          | 2          | 3          | 4          | 1          | 2          | 2          | 0          | 2          | 1          | 3          | 21           | 19           |
| Dem. Rep. of Congo             | 1          | 1          | 3          | 1          | 0          | 3          | 6          | 3          | 3          | 0          | 1          | 3          | 25           | 9            |
| Eritrea                        | 2          | 1          | 2          | 4          | 4          | 4          | 2          | 2          | 5          | 4          | 5          | 2          | 37           | 15           |
| Georgia                        | 0          | 1          | 1          | 0          | 0          | 3          | 0          | 1          | 0          | 4          | 1          | 6          | 17           | 26           |
| Ghana                          | 2          | 2          | 1          | 5          | 0          | 0          | 2          | 1          | 1          | 2          | 0          | 0          | 16           | 17           |
| India                          | 2          | 1          | 9          | 5          | 1          | 1          | 3          | 2          | 2          | 3          | 1          | 3          | 33           | 37           |
| Iran                           | 35         | 22         | 26         | 14         | 21         | 17         | 22         | 33         | 45         | 39         | 32         | 28         | 334          | 202          |
| Iraq *                         | 39         | 36         | 46         | 20         | 24         | 17         | 18         | 25         | 17         | 25         | 32         | 10         | 309          | 562          |
| Kosovo                         | 11         | 3          | 32         | 10         | 1          | 2          | 7          | 14         | 13         | 13         | 9          | 9          | 124          | 57           |
| Lebanon                        | 2          | 1          | 1          | 1          | 3          | 1          | 0          | 0          | 1          | 2          | 2          | 2          | 16           | 11           |
| Liberia                        | 3          | 1          | 0          | 0          | 0          | 0          | 0          | 0          | 0          | 0          | 1          | 0          | 5            | 2            |
| Libya                          | 0          | 1          | 3          | 1          | 2          | 2          | 0          | 0          | 4          | 0          | 5          | 0          | 18           | 6            |
| Morocco                        | 6          | 2          | 3          | 2          | 2          | 0          | 1          | 1          | 4          | 4          | 2          | 4          | 31           | 19           |
| Nigeria                        | 4          | 5          | 7          | 7          | 4          | 2          | 2          | 3          | 6          | 7          | 6          | 1          | 54           | 30           |
| Pakistan                       | 6          | 6          | 4          | 2          | 2          | 7          | 1          | 2          | 6          | 5          | 7          | 1          | 49           | 14           |
| Romania                        | 0          | 0          | 1          | 1          | 0          | 0          | 0          | 0          | 0          | 7          | 8          | 0          | 17           | 5            |
| Russia                         | 33         | 5          | 9          | 30         | 11         | 21         | 23         | 18         | 45         | 32         | 61         | 53         | 341          | 184          |
| - of which Chechens            | 23         | 3          | 8          | 18         | 1          | 5          | 17         | 7          | 2          | 3          | 21         | 12         | 120          | 83           |
| Serbia                         | 7          | 23         | 23         | 8          | 20         | 8          | 2          | 6          | 2          | 24         | 9          | 19         | 151          | 61           |
| Somalia                        | 11         | 6          | 12         | 5          | 21         | 3          | 11         | 16         | 30         | 30         | 15         | 19         | 179          | 66           |
| Sri Lanka                      | 6          | 9          | 9          | 0          | 6          | 3          | 4          | 5          | 4          | 10         | 1          | 5          | 62           | 53           |
| Stateless Palestinians         | 20         | 8          | 24         | 4          | 11         | 5          | 2          | 3          | 2          | 3          | 3          | 7          | 92           | 91           |
| Sudan                          | 7          | 1          | 2          | 5          | 1          | 1          | 1          | 4          | 1          | 2          | 0          | 1          | 26           | 10           |
| Syria                          | 16         | 15         | 18         | 21         | 24         | 14         | 30         | 43         | 44         | 55         | 49         | 54         | 383          | 107          |
| Turkey                         | 4          | 2          | 2          | 3          | 3          | 1          | 2          | 2          | 1          | 2          | 6          | 1          | 29           | 39           |
| Uganda                         | 3          | 3          | 3          | 0          | 1          | 2          | 1          | 1          | 1          | 1          | 1          | 2          | 19           | 17           |
| Others                         | 19         | 15         | 21         | 18         | 25         | 15         | 22         | 17         | 30         | 18         | 15         | 14         | 229          | 196          |
| <b>Total 2009</b>              | <b>341</b> | <b>257</b> | <b>346</b> | <b>222</b> | <b>312</b> | <b>215</b> | <b>238</b> | <b>328</b> | <b>384</b> | <b>389</b> | <b>426</b> | <b>397</b> | <b>3.855</b> | <b>2.409</b> |
| <i>Cumulative total 2009</i>   | 341        | 598        | 944        | 1.166      | 1.478      | 1.693      | 1.931      | 2.259      | 2.643      | 3.032      | 3.458      | 3.855      |              |              |
| <b>Total 2008 *</b>            | <b>237</b> | <b>175</b> | <b>129</b> | <b>159</b> | <b>153</b> | <b>146</b> | <b>133</b> | <b>210</b> | <b>254</b> | <b>256</b> | <b>287</b> | <b>270</b> |              | <b>2.409</b> |
| <i>Cumulative total 2008 *</i> | 237        | 412        | 541        | 700        | 853        | 999        | 1.132      | 1.342      | 1.596      | 1.852      | 2.139      | 2.409      |              |              |

Note: The gross application figures include all persons who have applied for asylum in Denmark, regardless if their case is processed in Denmark or not, hence including persons, who are returned to a safe third country, transferred or re-transferred to another EU Member State under the Dublin Regulation as well as disappearances and withdrawals, etc., during the preliminary asylum procedure.

\* Inclusive 20 asylum applications from Iraqi interpreters etc. in 2008.

## Annex 14: Number of asylum decisions on applications registered in Denmark 2009

| Nationality            | The Danish Immigration Service (1st instance) |            |                     |                                       |              | The Refugee Board (2nd instance) |                                 |                    |            |
|------------------------|---|------------|---------------------|---------------------------------------|--------------|----------------------------------|---------------------------------|--------------------|------------|
|                        | Granted                                       |            | Refusal             |                                       | Total        | Granted                          |                                 | Confirma-<br>tions | Total      |
|                        | Geneva<br>Convention<br>status                | B-Status * | Normal<br>procedure | Manifestly<br>unfounded<br>procedures |              | Geneva<br>Convention             | B-Status/<br>De Facto<br>Status |                    |            |
| Afghanistan            | 6   | 187        | 168                 |                                       | 361          | 4                                | 16                              | 55                 | 75         |
| Algeria                |   |            | 4                   | 1                                     | 5            |                                  |                                 | 2                  | 2          |
| Armenia                |   |            | 12                  |                                       | 12           | 2                                |                                 | 1                  | 3          |
| Azerbaijan             | 4   |            | 8                   |                                       | 12           |                                  |                                 | 7                  | 7          |
| Bangladesh             |   | 1          | 6                   | 1                                     | 8            |                                  |                                 |                    | 0          |
| Bhutan                 | 1   |            |                     |                                       | 1            |                                  |                                 |                    | 0          |
| Bosnia-Herzegovina     |   |            | 15                  | 23                                    | 38           |                                  | 1                               | 17                 | 18         |
| Bulgaria               |   |            |                     | 6                                     | 6            |                                  |                                 |                    | 0          |
| Burma                  | 5   |            | 5                   |                                       | 10           | 1                                |                                 |                    | 1          |
| Burundi                |   |            |                     |                                       | 0            |                                  |                                 | 3                  | 3          |
| China                  | 1   |            | 9                   | 1                                     | 11           | 1                                |                                 | 2                  | 3          |
| Dem. Rep. of Congo     | 6   |            | 8                   |                                       | 14           |                                  | 1                               | 1                  | 2          |
| Eritrea                |   | 3          | 1                   |                                       | 4            |                                  |                                 |                    | 0          |
| Georgia                |   |            | 5                   | 1                                     | 6            | 1                                |                                 | 1                  | 2          |
| Ghana                  |   |            | 3                   | 14                                    | 17           |                                  |                                 | 3                  | 3          |
| India                  |   |            | 5                   | 3                                     | 8            |                                  |                                 | 6                  | 6          |
| Iran                   | 118   | 12         | 76                  |                                       | 206          | 14                               | 3                               | 20                 | 37         |
| Iraq                   | 35  | 52         | 100                 |                                       | 187          | 31                               | 31                              | 71                 | 133        |
| Kosovo                 |   |            | 16                  | 40                                    | 56           |                                  |                                 | 10                 | 10         |
| Lebanon                |   | 1          | 2                   | 1                                     | 4            |                                  |                                 | 4                  | 4          |
| Liberia                |   |            | 2                   | 2                                     | 4            |                                  |                                 | 1                  | 1          |
| Libya                  | 1   | 3          | 1                   |                                       | 5            |                                  |                                 | 1                  | 1          |
| Morocco                |   |            | 3                   | 1                                     | 4            |                                  |                                 | 5                  | 5          |
| Nigeria                | 1   |            | 12                  | 3                                     | 16           |                                  | 2                               | 13                 | 15         |
| Pakistan               |   |            | 7                   | 3                                     | 10           |                                  | 3                               | 3                  | 6          |
| Romania                |   |            |                     | 10                                    | 10           |                                  |                                 |                    | 0          |
| Russia                 | 29  | 40         | 24                  | 2                                     | 95           |                                  | 7                               | 16                 | 23         |
| - of which Chechens    | 9   | 27         | 3                   |                                       | 39           |                                  |                                 | 5                  | 5          |
| Serbia                 |   |            | 9                   | 42                                    | 51           |                                  |                                 | 7                  | 7          |
| Somalia                | 1   | 16         | 16                  |                                       | 33           |                                  |                                 | 6                  | 6          |
| Sri Lanka              | 2   | 1          | 8                   |                                       | 11           | 2                                | 3                               | 4                  | 9          |
| Stateless Palestinians | 13  | 1          | 31                  |                                       | 45           | 3                                |                                 | 12                 | 15         |
| Sudan                  | 3   | 3          | 8                   |                                       | 14           |                                  |                                 |                    | 0          |
| Syria                  | 119   | 13         | 60                  |                                       | 192          | 3                                |                                 | 1                  | 4          |
| Turkey                 |   |            | 4                   | 5                                     | 9            |                                  |                                 | 3                  | 3          |
| Uganda                 |   | 2          | 7                   | 2                                     | 11           |                                  |                                 | 6                  | 6          |
| Others                 | 6   | 10         | 42                  | 40                                    | 98           | 1                                | 1                               | 28                 | 30         |
| <b>Total 2009</b>      | <b>351</b>                                    | <b>345</b> | <b>677</b>          | <b>201</b>                            | <b>1,574</b> | <b>63</b>                        | <b>68</b>                       | <b>309</b>         | <b>440</b> |
| <b>Total 2008 *</b>    | <b>200</b>                                    | <b>317</b> | <b>433</b>          | <b>92</b>                             | <b>1,042</b> | <b>111</b>                       | <b>50</b>                       | <b>314</b>         | <b>475</b> |

\* Including 83 permits (B-status) to Iraqi interpreters etc. in 2008.

Note: The gross application figure and the processing figure cannot be directly compared, since safe third country and Dublin returns as well as disappearances and withdrawals, etc., in the preliminary procedure, are only included in the gross application figure. Moreover, there is a time lag (the investigation as to whether the asylum application is to be processed in Denmark) between the time of lodging an application (the gross application figure) and the time of the positive decision to process the application in Denmark (the processing figure).

The percentage of vetos in manifestly unfounded cases, i.e. cases where the Danish Refugee Council disagrees with the Danish Immigration Service, have in the later years been approximately 10-20 percent.

**Annex 15: Total number of persons granted refugee status etc. in Denmark 2009**

| Types of decision      | A) Refugee status                 |            |                   |                           |            | B) Other status  |              | Total                  |       |
|------------------------|-----------------------------------|------------|-------------------|---------------------------|------------|------------------|--------------|------------------------|-------|
|                        | Applications processed in Denmark |            |                   |                           |            | Quota refugees * | Humanitarian | Exceptional reasons ** | (A+B) |
|                        | 1st instance                      |            | 2nd instance      |                           |            |                  |              |                        |       |
|                        | Geneva Convention                 | B-Status   | Geneva Convention | B-Status/ De Facto Status |            |                  |              |                        |       |
| <b>Nationality</b>     |                                   |            |                   |                           |            |                  |              |                        |       |
| Afghanistan            | 6                                 | 187        | 4                 | 16                        | 21         | 6                | 13           | 253                    |       |
| Algeria                |                                   |            |                   |                           |            |                  | 1            | 1                      |       |
| Armenia                |                                   |            | 2                 |                           |            | 1                |              | 3                      |       |
| Azerbaijan             | 4                                 |            |                   |                           |            |                  | 1            | 5                      |       |
| Bangladesh             |                                   | 1          |                   |                           |            |                  | 1            | 2                      |       |
| Bhutan                 | 1                                 |            |                   |                           | 157        |                  |              | 158                    |       |
| Bosnia-Herzegovina     |                                   |            |                   | 1                         |            | 1                |              | 2                      |       |
| Bulgaria               |                                   |            |                   |                           |            |                  |              | 0                      |       |
| Burma                  | 5                                 |            | 1                 |                           | 6          |                  |              | 12                     |       |
| Burundi                |                                   |            |                   |                           | 23         |                  |              | 23                     |       |
| China                  | 1                                 |            | 1                 |                           |            |                  | 1            | 3                      |       |
| Dem. Rep. of Congo     | 6                                 |            |                   | 1                         | 145        |                  |              | 152                    |       |
| Eritrea                |                                   | 3          |                   |                           | 1          |                  |              | 4                      |       |
| Georgia                |                                   |            | 1                 |                           |            | 4                |              | 5                      |       |
| Ghana                  |                                   |            |                   |                           |            |                  |              | 0                      |       |
| India                  |                                   |            |                   |                           |            |                  |              | 0                      |       |
| Iran                   | 118                               | 12         | 14                | 3                         | 17         | 1                | 2            | 167                    |       |
| Iraq                   | 35                                | 52         | 31                | 31                        | 17         | 17               | 7            | 190                    |       |
| Kosovo                 |                                   |            |                   |                           |            | 12               | 6            | 18                     |       |
| Lebanon                |                                   | 1          |                   |                           |            |                  |              | 1                      |       |
| Liberia                |                                   |            |                   |                           | 15         |                  |              | 15                     |       |
| Libya                  | 1                                 | 3          |                   |                           |            |                  |              | 4                      |       |
| Morocco                |                                   |            |                   |                           |            |                  | 1            | 1                      |       |
| Nigeria                | 1                                 |            |                   | 2                         |            |                  |              | 3                      |       |
| Pakistan               |                                   |            |                   | 3                         |            |                  |              | 3                      |       |
| Romania                |                                   |            |                   |                           |            |                  |              | 0                      |       |
| Russia                 | 29                                | 40         |                   | 7                         | 4          |                  |              | 80                     |       |
| - of which Chechens    | 9                                 | 27         |                   |                           | 2          |                  |              | 38                     |       |
| Serbia                 |                                   |            |                   |                           |            | 10               |              | 10                     |       |
| Somalia                | 1                                 | 16         |                   |                           | 13         |                  | 2            | 32                     |       |
| Sri Lanka              | 2                                 | 1          | 2                 | 3                         |            |                  |              | 8                      |       |
| Stateless Palestinians | 13                                | 1          | 3                 |                           | 8          | 2                | 3            | 30                     |       |
| Sudan                  | 3                                 | 3          |                   |                           | 6          |                  |              | 12                     |       |
| Syria                  | 119                               | 13         | 3                 |                           |            | 1                | 1            | 137                    |       |
| Turkey                 |                                   |            |                   |                           |            |                  |              | 0                      |       |
| Uganda                 |                                   | 2          |                   |                           |            |                  |              | 2                      |       |
| Others                 | 6                                 | 10         | 1                 | 1                         | 19         |                  | 3            | 40                     |       |
| <b>Total 2009</b>      | <b>351</b>                        | <b>345</b> | <b>63</b>         | <b>68</b>                 | <b>452</b> | <b>55</b>        | <b>42</b>    | <b>1.376</b>           |       |
| <b>Total 2008 ***</b>  | <b>200</b>                        | <b>317</b> | <b>111</b>        | <b>50</b>                 | <b>564</b> | <b>157</b>       | <b>54</b>    | <b>1.453</b>           |       |

\* Quota refugees are resettled in Denmark under an agreement with the UNHCR.

\*\* Including permits to e.g. unaccompanied minors and residence permits to asylum-seekers that cannot be returned. The permits are granted by the Danish Immigration Service and the Ministry of Integration Affairs.

\*\*\* Including 83 permits (B-status) to Iraqi interpreters etc. in 2008.



## Annex 16: Number of persons granted refugee or other status in Denmark 2004 - 2009

| Category                                 | 2004         | 2005         | 2006         | 2007         | 2008         | 2009         |
|--|--------------|--------------|--------------|--------------|--------------|--------------|
| <b>Refugee status (A)</b>                | <b>1,045</b> | <b>853</b>   | <b>838</b>   | <b>1,013</b> | <b>1,242</b> | <b>1,279</b> |
| - Geneva Convention                      | 278          | 167          | 201          | 98           | 311          | 414          |
| - B-Status/De Facto Status *             | 229          | 202          | 107          | 443          | 367          | 413          |
| - Quota refugees                         | 498          | 483          | 530          | 472          | 564          | 452          |
| - Applications lodged abroad **          | 40           | 1            | 0            | 0            | 0            | 0            |
| <b>Other status (B)</b>                  | <b>547</b>   | <b>294</b>   | <b>257</b>   | <b>265</b>   | <b>211</b>   | <b>97</b>    |
| - Humanitarian residence permit          | 351          | 186          | 216          | 223          | 157          | 55           |
| - Exceptional reasons                    | 60           | 58           | 36           | 42           | 54           | 42           |
| <i>of which return not possible</i>      | 16           | 35           | 19           | 8            | 17           | 6            |
| - Residence permits to Bosnians etc. *** | 136          | 50           | 5            | 0            | 0            | 0            |
| <b>Total (A+B)</b>                       | <b>1,592</b> | <b>1,147</b> | <b>1,095</b> | <b>1,278</b> | <b>1,453</b> | <b>1,376</b> |

\* Including 308 permits (B-status) to Iraqi interpreters etc. in 2007 and 83 in 2008.

\*\* Geneva Convention or De Facto Status permits granted on the basis of asylum-seekers applying for asylum on the Danish diplomatic missions abroad. This possibility to apply for asylum was repealed for applications lodged after 1 July 2002.

\*\*\* Temporary residence permits to Bosnians etc. and from the 3 June 2000 temporary residence permits to Kosovars.

## Annex 17: Number of persons granted refugee status in Denmark 2004 - 2009 - selected nationalities \*

| Nationality                | 2004         | 2005         | 2006         | 2007         | 2008         | 2009         |
|----------------------------|--------------|--------------|--------------|--------------|--------------|--------------|
| Afghanistan                | 171          | 87           | 62           | 40           | 88           | 253          |
| Bhutan                     | 0            | 0            | 0            | 15           | 159          | 158          |
| Bosnia-Herzegovina         | 81           | 13           | 14           | 21           | 31           | 2            |
| Burma                      | 160          | 139          | 168          | 161          | 170          | 12           |
| Burundi                    | 27           | 14           | 40           | 12           | 4            | 23           |
| Dem. Rep. of Congo         | 139          | 81           | 241          | 184          | 126          | 152          |
| Iran                       | 72           | 185          | 86           | 53           | 99           | 167          |
| Iraq **                    | 85           | 63           | 47           | 379          | 300          | 190          |
| Kosovo ***                 | 188          | 88           | 78           | 143          | 78           | 18           |
| Liberia                    | 14           | 2            | 0            | 0            | 0            | 15           |
| Russia                     | 92           | 79           | 24           | 25           | 118          | 80           |
| <i>- of which Chechens</i> | 63           | 52           | 12           | 17           | 76           | 38           |
| Serbia and Montenegro ***  | 81           | 67           | 57           | 32           | 10           | 10           |
| Somalia                    | 49           | 16           | 22           | 10           | 11           | 32           |
| Sri Lanka                  | 10           | 2            | 7            | 12           | 16           | 8            |
| Stateless Palestinians     | 74           | 30           | 55           | 17           | 51           | 30           |
| Sudan                      | 24           | 59           | 33           | 67           | 6            | 12           |
| Syria                      | 20           | 28           | 31           | 24           | 60           | 137          |
| Others                     | 305          | 194          | 130          | 83           | 126          | 77           |
| <b>Total</b>               | <b>1,592</b> | <b>1,147</b> | <b>1,095</b> | <b>1,278</b> | <b>1,453</b> | <b>1,376</b> |

\* The breakdown by nationality reflects the distribution of the number of persons granted refugee status in Denmark in recent years. Please consult annex 15 for further details.

\*\* Including 308 permits (B-status) to Iraqi interpreters etc. in 2007 and 83 in 2008.

\*\*\* On 21 February 2008 Denmark recognized Kosovo as an independent state and Kosovo are therefore no longer registered under the category Serbia and Montenegro. The number of persons from Serbia and Montenegro granted refugee status was both in 2007, 2008 and 2009 only to persons from Serbia.

## Statistical Overview

### Annex 18: Immigration to Denmark by citizenship 2000 - 2009

| Citizenship                          | 2000          | 2001          | 2002          | 2003          | 2004          | 2005          | 2006          | 2007          | 2008          | 2009          |
|--------------------------------------|---------------|---------------|---------------|---------------|---------------|---------------|---------------|---------------|---------------|---------------|
| <b>Denmark (A)</b>                   | <b>22.105</b> | <b>22.330</b> | <b>22.181</b> | <b>22.062</b> | <b>21.990</b> | <b>22.469</b> | <b>22.469</b> | <b>22.033</b> | <b>22.553</b> | <b>22.184</b> |
| <b>Europe (B)</b>                    | <b>16.448</b> | <b>17.208</b> | <b>16.770</b> | <b>15.986</b> | <b>17.434</b> | <b>19.554</b> | <b>23.677</b> | <b>29.080</b> | <b>34.639</b> | <b>29.616</b> |
| - of which Poland                    | 595           | 730           | 821           | 861           | 1.171         | 2.010         | 3.616         | 5.435         | 8.422         | 4.522         |
| - of which Turkey                    | 1.074         | 1.069         | 868           | 502           | 495           | 463           | 506           | 717           | 751           | 863           |
| - of which Ukraine                   | 303           | 436           | 558           | 648           | 791           | 1.225         | 1.650         | 2.131         | 2.142         | 1.713         |
| - of which former Yugoslavia         | 1.265         | 1.338         | 1.141         | 797           | 648           | 510           | 539           | 629           | 470           | 408           |
| <b>Africa (C)</b>                    | <b>2.435</b>  | <b>2.562</b>  | <b>2.437</b>  | <b>1.741</b>  | <b>1.443</b>  | <b>1.125</b>  | <b>1.272</b>  | <b>1.297</b>  | <b>1.443</b>  | <b>1.340</b>  |
| - of which Morocco                   | 193           | 185           | 110           | 80            | 62            | 59            | 78            | 105           | 91            | 112           |
| - of which Somalia                   | 1.009         | 1.152         | 1.180         | 596           | 385           | 199           | 140           | 98            | 83            | 78            |
| <b>North America (D)</b>             | <b>1.603</b>  | <b>1.670</b>  | <b>1.707</b>  | <b>1.721</b>  | <b>1.863</b>  | <b>2.124</b>  | <b>2.215</b>  | <b>2.389</b>  | <b>2.757</b>  | <b>2.811</b>  |
| - of which USA                       | 1.343         | 1.425         | 1.382         | 1.428         | 1.582         | 1.736         | 1.840         | 1.979         | 2.254         | 2.349         |
| <b>South and Central America (E)</b> | <b>865</b>    | <b>817</b>    | <b>833</b>    | <b>651</b>    | <b>670</b>    | <b>716</b>    | <b>784</b>    | <b>902</b>    | <b>991</b>    | <b>961</b>    |
| <b>Asia (F)</b>                      | <b>8.885</b>  | <b>10.839</b> | <b>8.277</b>  | <b>7.123</b>  | <b>5.925</b>  | <b>5.913</b>  | <b>5.773</b>  | <b>7.734</b>  | <b>9.072</b>  | <b>8.865</b>  |
| - of which Afghanistan               | 1.536         | 3.016         | 1.273         | 716           | 486           | 242           | 138           | 103           | 148           | 317           |
| - of which China                     | 736           | 876           | 1.335         | 1.930         | 1.684         | 1.559         | 1.171         | 1.331         | 1.630         | 1.397         |
| - of which Iran                      | 462           | 400           | 490           | 281           | 223           | 216           | 295           | 148           | 224           | 321           |
| - of which Iraq                      | 2.907         | 3.236         | 2.161         | 1.311         | 545           | 297           | 306           | 533           | 408           | 353           |
| - of which Pakistan                  | 556           | 432           | 434           | 331           | 290           | 296           | 239           | 316           | 374           | 523           |
| - of which Philippines               | 223           | 232           | 216           | 256           | 458           | 558           | 835           | 1.390         | 1.771         | 1.839         |
| - of which Thailand                  | 651           | 752           | 603           | 447           | 542           | 563           | 547           | 667           | 715           | 698           |
| <b>Oceania (G)</b>                   | <b>338</b>    | <b>362</b>    | <b>393</b>    | <b>335</b>    | <b>395</b>    | <b>448</b>    | <b>473</b>    | <b>474</b>    | <b>476</b>    | <b>517</b>    |
| <b>Stateless/others (H)</b>          | <b>236</b>    | <b>196</b>    | <b>180</b>    | <b>135</b>    | <b>140</b>    | <b>109</b>    | <b>87</b>     | <b>747</b>    | <b>890</b>    | <b>867</b>    |
| <b>Total (A+B+C+D+E+F+G+H)</b>       | <b>52.915</b> | <b>55.984</b> | <b>52.778</b> | <b>49.754</b> | <b>49.860</b> | <b>52.458</b> | <b>56.750</b> | <b>64.656</b> | <b>72.749</b> | <b>67.161</b> |

Source: Statistics Denmark

### Annex 19: Emigration from Denmark by citizenship 2000 - 2009

| Citizenship                          | 2000          | 2001          | 2002          | 2003          | 2004          | 2005          | 2006          | 2007          | 2008          | 2009          |
|--------------------------------------|---------------|---------------|---------------|---------------|---------------|---------------|---------------|---------------|---------------|---------------|
| <b>Denmark (A)</b>                   | <b>26.887</b> | <b>26.688</b> | <b>25.731</b> | <b>25.272</b> | <b>25.936</b> | <b>26.249</b> | <b>26.339</b> | <b>23.771</b> | <b>21.959</b> | <b>20.085</b> |
| <b>Europe (B)</b>                    | <b>11.724</b> | <b>12.069</b> | <b>12.357</b> | <b>11.989</b> | <b>12.995</b> | <b>13.105</b> | <b>13.895</b> | <b>12.912</b> | <b>14.958</b> | <b>17.764</b> |
| - of which Poland                    | 439           | 435           | 578           | 583           | 663           | 752           | 1.218         | 1.355         | 2.220         | 2.981         |
| - of which Turkey                    | 341           | 322           | 299           | 270           | 275           | 251           | 275           | 220           | 235           | 288           |
| - of which Ukraine                   | 78            | 150           | 287           | 379           | 480           | 566           | 760           | 725           | 944           | 1.262         |
| - of which former Yugoslavia         | 325           | 293           | 337           | 249           | 271           | 245           | 194           | 149           | 124           | 144           |
| <b>Africa (C)</b>                    | <b>972</b>    | <b>1.252</b>  | <b>1.297</b>  | <b>1.402</b>  | <b>1.160</b>  | <b>847</b>    | <b>702</b>    | <b>313</b>    | <b>306</b>    | <b>351</b>    |
| - of which Morocco                   | 61            | 56            | 33            | 37            | 33            | 36            | 42            | 12            | 29            | 16            |
| - of which Somalia                   | 436           | 695           | 814           | 989           | 698           | 381           | 225           | 91            | 37            | 67            |
| <b>North America (D)</b>             | <b>1.579</b>  | <b>1.527</b>  | <b>1.481</b>  | <b>1.640</b>  | <b>1.577</b>  | <b>1.877</b>  | <b>1.858</b>  | <b>1.563</b>  | <b>2.229</b>  | <b>2.203</b>  |
| - of which USA                       | 1.344         | 1.322         | 1.246         | 1.344         | 1.334         | 1.580         | 1.577         | 1.344         | 1.979         | 1.877         |
| <b>South and Central America (E)</b> | <b>363</b>    | <b>365</b>    | <b>406</b>    | <b>423</b>    | <b>358</b>    | <b>430</b>    | <b>402</b>    | <b>327</b>    | <b>331</b>    | <b>428</b>    |
| <b>Asia (F)</b>                      | <b>1.543</b>  | <b>1.710</b>  | <b>1.837</b>  | <b>2.356</b>  | <b>2.602</b>  | <b>2.956</b>  | <b>3.239</b>  | <b>2.405</b>  | <b>3.418</b>  | <b>3.704</b>  |
| - of which Afghanistan               | 32            | 38            | 61            | 64            | 64            | 70            | 57            | 20            | 29            | 11            |
| - of which China                     | 205           | 257           | 327           | 582           | 730           | 940           | 1.085         | 670           | 681           | 827           |
| - of which Iran                      | 104           | 115           | 100           | 96            | 128           | 108           | 66            | 58            | 62            | 40            |
| - of which Iraq                      | 105           | 146           | 145           | 258           | 317           | 260           | 200           | 96            | 188           | 156           |
| - of which Pakistan                  | 196           | 163           | 196           | 200           | 176           | 224           | 210           | 99            | 91            | 90            |
| - of which Philippines               | 48            | 39            | 42            | 67            | 97            | 139           | 264           | 405           | 640           | 761           |
| - of which Thailand                  | 115           | 147           | 183           | 157           | 177           | 167           | 160           | 111           | 114           | 132           |
| <b>Oceania (G)</b>                   | <b>279</b>    | <b>300</b>    | <b>310</b>    | <b>331</b>    | <b>326</b>    | <b>350</b>    | <b>307</b>    | <b>239</b>    | <b>268</b>    | <b>315</b>    |
| <b>Stateless/others (H)</b>          | <b>70</b>     | <b>69</b>     | <b>62</b>     | <b>53</b>     | <b>63</b>     | <b>55</b>     | <b>44</b>     | <b>36</b>     | <b>21</b>     | <b>24</b>     |
| <b>Total (A+B+C+D+E+F+G+H)</b>       | <b>43.417</b> | <b>43.980</b> | <b>43.481</b> | <b>43.466</b> | <b>45.017</b> | <b>45.869</b> | <b>46.786</b> | <b>41.566</b> | <b>43.490</b> | <b>44.874</b> |

|   |              |               |              |              |              |              |              |               |               |               |
|---|--------------|---------------|--------------|--------------|--------------|--------------|--------------|---------------|---------------|---------------|
| <i>Net immigration<br/>(immigration - emigration)</i> | <i>9.498</i> | <i>12.004</i> | <i>9.297</i> | <i>6.288</i> | <i>4.843</i> | <i>6.589</i> | <i>9.964</i> | <i>23.090</i> | <i>29.259</i> | <i>22.287</i> |
|---|--------------|---------------|--------------|--------------|--------------|--------------|--------------|---------------|---------------|---------------|

Source: Statistics Denmark

**Annex 20: Immigrants and their descendants 2001 - 2010 (stock as of 1 January) \***

| Citizenship                          | 2001           | 2002           | 2003           | 2004           | 2005           | 2006           | 2007           | 2008           | 2009           | 2010           |
|--------------------------------------|----------------|----------------|----------------|----------------|----------------|----------------|----------------|----------------|----------------|----------------|
| <b>Europe (A)</b>                    | <b>215.449</b> | <b>221.082</b> | <b>225.679</b> | <b>229.732</b> | <b>233.924</b> | <b>240.290</b> | <b>249.786</b> | <b>263.058</b> | <b>281.885</b> | <b>291.011</b> |
| - of which Poland                    | 12.385         | 12.624         | 12.805         | 13.025         | 13.509         | 14.680         | 17.022         | 21.052         | 27.198         | 28.401         |
| - of which Turkey                    | 50.470         | 52.159         | 53.465         | 54.257         | 54.859         | 55.550         | 56.140         | 57.129         | 58.191         | 59.216         |
| - of which Ukraine                   | 948            | 1.253          | 1.521          | 1.800          | 2.141          | 2.825          | 3.729          | 5.102          | 6.216          | 6.525          |
| - of which former Yugoslavia         | 41.227         | 42.694         | 43.698         | 44.520         | 44.843         | 45.243         | 45.746         | 47.319         | 44.442         | 47.730         |
| <b>Africa (B)</b>                    | <b>38.448</b>  | <b>40.783</b>  | <b>42.386</b>  | <b>42.836</b>  | <b>43.182</b>  | <b>43.446</b>  | <b>43.967</b>  | <b>45.562</b>  | <b>47.073</b>  | <b>48.302</b>  |
| - of which Morocco                   | 8.104          | 8.404          | 8.644          | 8.799          | 8.974          | 9.121          | 9.240          | 9.471          | 9.622          | 9.831          |
| - of which Somalia                   | 16.209         | 17.299         | 17.849         | 17.363         | 16.952         | 16.564         | 16.193         | 16.550         | 16.689         | 16.831         |
| <b>North America (C)</b>             | <b>8.012</b>   | <b>8.085</b>   | <b>8.205</b>   | <b>8.245</b>   | <b>8.441</b>   | <b>8.630</b>   | <b>8.932</b>   | <b>9.204</b>   | <b>9.488</b>   | <b>9.681</b>   |
| - of which USA                       | 6.226          | 6.289          | 6.351          | 6.406          | 6.584          | 6.675          | 6.873          | 7.133          | 7.267          | 7.458          |
| <b>South and Central America (D)</b> | <b>6.853</b>   | <b>7.187</b>   | <b>7.567</b>   | <b>7.695</b>   | <b>7.968</b>   | <b>8.232</b>   | <b>8.629</b>   | <b>9.053</b>   | <b>9.729</b>   | <b>10.222</b>  |
| <b>Asia (E)</b>                      | <b>123.850</b> | <b>134.530</b> | <b>142.552</b> | <b>149.155</b> | <b>153.561</b> | <b>157.423</b> | <b>160.936</b> | <b>167.656</b> | <b>174.239</b> | <b>179.862</b> |
| - of which Afghanistan               | 4.834          | 7.901          | 9.360          | 10.233         | 10.876         | 11.246         | 11.554         | 11.877         | 12.187         | 12.630         |
| - of which China                     | 4.040          | 4.550          | 5.457          | 6.677          | 7.562          | 8.081          | 8.045          | 8.550          | 9.356          | 9.688          |
| - of which Iran                      | 13.391         | 13.625         | 13.945         | 14.213         | 14.289         | 14.389         | 14.551         | 14.764         | 14.896         | 15.209         |
| - of which Iraq                      | 18.097         | 21.555         | 24.025         | 25.671         | 26.351         | 26.922         | 27.370         | 28.413         | 28.917         | 29.264         |
| - of which Pakistan                  | 18.143         | 18.623         | 19.049         | 19.250         | 19.301         | 19.284         | 19.244         | 19.478         | 19.880         | 20.392         |
| - of which Philippines               | 4.120          | 4.323          | 4.508          | 4.721          | 5.092          | 5.530          | 6.146          | 7.163          | 8.317          | 9.307          |
| - of which Thailand                  | 5.403          | 5.985          | 6.394          | 6.668          | 6.980          | 7.375          | 7.771          | 8.257          | 8.844          | 9.411          |
| <b>Oceania (F)</b>                   | <b>1.443</b>   | <b>1.485</b>   | <b>1.583</b>   | <b>1.582</b>   | <b>1.656</b>   | <b>1.776</b>   | <b>1.951</b>   | <b>2.070</b>   | <b>2.232</b>   | <b>2.315</b>   |
| <b>Stateless/others (G)</b>          | <b>1.892</b>   | <b>2.179</b>   | <b>2.717</b>   | <b>2.791</b>   | <b>3.363</b>   | <b>3.438</b>   | <b>3.499</b>   | <b>1.359</b>   | <b>1.390</b>   | <b>1.345</b>   |
| <b>Total (A+B+C+D+E+F+G)</b>         | <b>395.947</b> | <b>415.331</b> | <b>430.689</b> | <b>442.036</b> | <b>452.095</b> | <b>463.235</b> | <b>477.700</b> | <b>497.962</b> | <b>526.036</b> | <b>542.738</b> |
| <i>As a % of total population</i>    | <i>7,4%</i>    | <i>7,7%</i>    | <i>8,0%</i>    | <i>8,2%</i>    | <i>8,4%</i>    | <i>8,5%</i>    | <i>8,8%</i>    | <i>9,1%</i>    | <i>9,5%</i>    | <i>10,0%</i>   |

Source: Statistics Denmark

Note: An immigrant is defined as a person born abroad whose parents are both (or one of them if there is no available information on the other parent) foreign citizens or were both born abroad. If there is no available information on either of the parents and the person was born abroad, the person is also defined as immigrant. A descendant is defined as a person born in Denmark whose parents (or one of them if there is no available information on the other parent) are either immigrants or descendants with foreign citizenship. If there is no available information on either of the parents and the person in question is a foreign citizen, the person is also defined as a descendant.

\* Asylum-seekers are not included in this statistics. The statistics includes both foreign citizens and Danish citizens of foreign origin (e.g. foreigners who acquire Danish citizenship).

Not registered in the CPR, but registered in AR, etc.  
Not residing in Denmark

Not registered in CPR, but registered in the AR, etc.  
Residing in Denmark

Registered in CPR

**Applications for residence permit to Denmark**

- Applications for work
- Applications for study, etc.
- Applications for EU/EEA residence cards and
- Applications for family reunification, etc.

Asylum applications lodged in Denmark

**Non-nationals**

**Danish citizens**

Nordic citizens

Work

Study, etc.

**Immigrants**

EU/EEA nationals

Family reunification, etc.

Asylum, etc.

**Descendants**

Note: AR = Aliens Register, etc., CPR = Danish Civil Registration System.

## Annex 21: Number of non-nationals in Denmark 2001 - 2010 (stock as of 1 January) \*

| Citizenship                          | 2001           | 2002           | 2003           | 2004           | 2005           | 2006           | 2007           | 2008           | 2009           | 2010           |
|--------------------------------------|----------------|----------------|----------------|----------------|----------------|----------------|----------------|----------------|----------------|----------------|
| <b>Europe (A)</b>                    | <b>159.452</b> | <b>160.690</b> | <b>158.861</b> | <b>159.644</b> | <b>158.374</b> | <b>161.809</b> | <b>168.984</b> | <b>183.294</b> | <b>200.742</b> | <b>208.232</b> |
| - of which Poland                    | 5.548          | 5.735          | 5.689          | 5.854          | 6.199          | 7.353          | 9.701          | 13.753         | 19.890         | 21.119         |
| - of which Turkey                    | 35.232         | 33.383         | 31.898         | 30.273         | 29.956         | 29.491         | 28.752         | 28.843         | 28.897         | 28.972         |
| - of which Ukraine                   | 820            | 1.078          | 1.323          | 1.601          | 1.875          | 2.514          | 3.398          | 4.744          | 5.819          | 6.072          |
| - of which former Yugoslavia         | 34.954         | 35.354         | 33.127         | 32.700         | 28.981         | 27.705         | 26.948         | 27.011         | 26.802         | 26.514         |
| <b>Africa (B)</b>                    | <b>25.490</b>  | <b>26.016</b>  | <b>24.537</b>  | <b>24.941</b>  | <b>22.855</b>  | <b>21.244</b>  | <b>20.801</b>  | <b>21.441</b>  | <b>21.680</b>  | <b>21.916</b>  |
| - of which Morocco                   | 3.293          | 3.268          | 3.078          | 3.087          | 2.902          | 2.806          | 2.760          | 2.827          | 2.788          | 2.783          |
| - of which Somalia                   | 14.447         | 14.585         | 13.306         | 13.099         | 11.275         | 9.753          | 9.012          | 8.849          | 8.481          | 8.311          |
| <b>North America (C)</b>             | <b>6.519</b>   | <b>6.596</b>   | <b>6.752</b>   | <b>6.798</b>   | <b>7.029</b>   | <b>7.215</b>   | <b>7.515</b>   | <b>8.147</b>   | <b>8.451</b>   | <b>8.706</b>   |
| - of which USA                       | 5.271          | 5.339          | 5.415          | 5.478          | 5.673          | 5.779          | 5.993          | 6.484          | 6.619          | 6.838          |
| <b>South and Central America (D)</b> | <b>3.797</b>   | <b>4.002</b>   | <b>4.118</b>   | <b>4.188</b>   | <b>4.161</b>   | <b>4.234</b>   | <b>4.512</b>   | <b>4.972</b>   | <b>5.445</b>   | <b>5.699</b>   |
| <b>Asia (E)</b>                      | <b>56.534</b>  | <b>63.027</b>  | <b>65.500</b>  | <b>69.995</b>  | <b>69.885</b>  | <b>70.307</b>  | <b>70.974</b>  | <b>75.116</b>  | <b>78.238</b>  | <b>79.988</b>  |
| - of which Afghanistan               | 4.200          | 7.061          | 8.220          | 9.056          | 9.324          | 9.416          | 9.432          | 9.485          | 9.413          | 9.069          |
| - of which China                     | 2.733          | 3.166          | 3.939          | 5.156          | 5.866          | 6.220          | 6.114          | 6.568          | 7.213          | 7.366          |
| - of which Iran                      | 5.013          | 4.906          | 4.797          | 4.911          | 4.530          | 4.342          | 4.388          | 4.385          | 4.310          | 4.427          |
| - of which Iraq                      | 13.821         | 16.541         | 17.955         | 19.423         | 19.175         | 18.721         | 18.133         | 18.314         | 17.601         | 16.736         |
| - of which Pakistan                  | 7.071          | 7.160          | 6.917          | 7.022          | 6.859          | 6.671          | 6.587          | 6.724          | 6.853          | 7.095          |
| - of which Philippines               | 2.147          | 2.261          | 2.302          | 2.457          | 2.620          | 2.945          | 3.464          | 4.414          | 5.455          | 6.364          |
| - of which Thailand                  | 4.430          | 4.931          | 5.196          | 5.436          | 5.627          | 5.927          | 6.248          | 6.736          | 7.252          | 7.734          |
| <b>Oceania (F)</b>                   | <b>1.232</b>   | <b>1.276</b>   | <b>1.350</b>   | <b>1.353</b>   | <b>1.408</b>   | <b>1.501</b>   | <b>1.661</b>   | <b>1.833</b>   | <b>1.965</b>   | <b>2.042</b>   |
| <b>Stateless/others (G)</b>          | <b>5.605</b>   | <b>5.122</b>   | <b>4.306</b>   | <b>4.292</b>   | <b>3.892</b>   | <b>3.741</b>   | <b>3.649</b>   | <b>3.687</b>   | <b>3.667</b>   | <b>3.357</b>   |
| <b>Total (A+B+C+D+E+F+G)</b>         | <b>258.629</b> | <b>266.729</b> | <b>265.424</b> | <b>271.211</b> | <b>267.604</b> | <b>270.051</b> | <b>278.096</b> | <b>298.490</b> | <b>320.188</b> | <b>329.940</b> |
| <i>As a % of total population</i>    | <i>4,8%</i>    | <i>5,0%</i>    | <i>4,9%</i>    | <i>5,0%</i>    | <i>4,9%</i>    | <i>5,0%</i>    | <i>5,1%</i>    | <i>5,5%</i>    | <i>5,8%</i>    | <i>6,0%</i>    |

Source: Statistics Denmark

\* It should be noted that this statistics is excl. asylum-seekers and foreign nationals who have been naturalised. The number of persons with a foreign origin in Denmark is typically either calculated as the number of non-nationals (this table) or the number of immigrants and their descendants. (see annex 20).

## Annex 22: Overview of all residence permits granted in Denmark 2000 - 2009 \*

| Category   | 2000          | 2001          | 2002          | 2003          | 2004          | 2005          | 2006          | 2007          | 2008          | 2009          |
|--|---------------|---------------|---------------|---------------|---------------|---------------|---------------|---------------|---------------|---------------|
| <b>Work</b>  | <b>2.195</b>  | <b>3.482</b>  | <b>3.888</b>  | <b>4.240</b>  | <b>5.581</b>  | <b>8.915</b>  | <b>15.396</b> | <b>21.440</b> | <b>12.638</b> | <b>9.168</b>  |
| - of which Schemes under the Job Plan, etc.                      |               |               | 185           | 399           | 447           | 609           | 900           | 1.745         | 2.624         | 3.616         |
| - of which other wage-earners and self-employed                  | 878           | 908           | 1.166         | 1.663         | 1.469         | 1.513         | 1.849         | 3.464         | 3.109         | 2.897         |
| - of which work permits to persons from the new EU Member States |               |               |               |               | 2.097         | 4.923         | 10.353        | 13.773        | 4.459         | 292           |
| <b>Study, etc.</b>   | <b>6.713</b>  | <b>6.519</b>  | <b>9.422</b>  | <b>12.538</b> | <b>14.306</b> | <b>16.073</b> | <b>13.052</b> | <b>16.083</b> | <b>20.235</b> | <b>16.837</b> |
| <b>EU/EEA</b>  | <b>5.925</b>  | <b>5.950</b>  | <b>6.041</b>  | <b>6.475</b>  | <b>7.904</b>  | <b>9.916</b>  | <b>12.802</b> | <b>14.620</b> | <b>30.544</b> | <b>24.305</b> |
| - of which wage-earners  | 2.410         | 2.309         | 2.056         | 2.129         | 2.147         | 2.516         | 3.684         | 4.532         | 17.837        | 11.019        |
| <b>Family reunification, etc.</b>                                | <b>12.342</b> | <b>14.140</b> | <b>9.943</b>  | <b>5.733</b>  | <b>4.718</b>  | <b>4.341</b>  | <b>4.198</b>  | <b>5.148</b>  | <b>4.407</b>  | <b>5.211</b>  |
| <b>Asylum, etc.</b>  | <b>5.156</b>  | <b>6.263</b>  | <b>4.069</b>  | <b>2.447</b>  | <b>1.592</b>  | <b>1.147</b>  | <b>1.095</b>  | <b>1.278</b>  | <b>1.453</b>  | <b>1.376</b>  |
| <b>Total</b>   | <b>32.331</b> | <b>36.354</b> | <b>33.363</b> | <b>31.433</b> | <b>34.101</b> | <b>40.392</b> | <b>46.543</b> | <b>58.569</b> | <b>69.277</b> | <b>56.897</b> |

\* Visas (on applications submitted to the Danish Immigration Service) are excluded. This table refers to first time applications and includes all instances. The overview comprises residence permits granted in accordance with the Danish Aliens Act, etc., and includes time-limited residence permits. It should be noted that this overview does not directly reflect the level of immigration to Denmark. This is primarily due to the fact that: 1) Nordic citizens can enter and stay in Denmark without a residence permit, 2) foreign citizens can apply for different types of residence permits subsequently (e.g. a person granted family reunification may also be granted asylum, and students with a residence permit may be granted a work-permit for part-time work), and 3) in some cases a residence permit is not used (e.g. the person never enters Denmark). Despite these qualifications, residence permit data gives an approximate indication of the type of immigration to Denmark. The statistics on immigration published by Statistics Denmark is the only true indicator of immigration to Denmark (see annex 18).







[www.newtodenmark.dk](http://www.newtodenmark.dk)

